



Tab 1

Annuals

ANGELFACE® Perfectly Pink

Angelonia hybrid PPAF



Landscape Info:

USDA zone:	9 to 11
Mature height:	8-12"
Exposure:	Full Sun
Irrigation:	Moderate

Features & Benefits:

Anytime we improve an Angelface® Angelonia we are really just fine tuning an already great plant.

Perfectly Pink has enhanced flower color, even under cooler conditions, and better branching. It still has all the vigor and heat tolerance we expect from the Angelface® series.

Replaces Angelface® Pink.

PW
PROVEN
WINNERS®
The #1 Plant Brand.®

Cultural info:

pH/EC:	5.8 - 6.2 / 0.6 - 0.9	
Fertilization:	150 – 200 ppm	
Light Level:	High	
Watering:	Moderate	
Rooting Out Temp:	65 – 72°F (18 - 22°C)	
Growing Temp:	70 – 75°F (21 - 24°C)	
Holding Temp:	60 - 65°F (16 - 18°C)	
Sales Window:	Spring to Fall sales.	
Pinching:	Pinch at 1-2 wks after transplant if needed.	
Vernalization:	NA	
Vigor Rating:	3	
Natural Day Flower:	Long Day for peak blooming	
Finish Size	Liner/Pot	Weeks to Finish
Grande™	1	5 to 7
Quart	1	6 to 8
Royale™	1-3	7 to 9
10" basket/container	3-5	10 to 12

Grower Tips:

- Remember all Angelonia prefer warm production temperatures and it may be best to order in mid spring shipments instead of early shipments.
- Bright light is also critical to get the best branching and growth from each liner. Make sure to keep these plants in strong light.
- Good air circulation, control of humidity, and good sanitation practices are critical.
- Avoid too much water when container media is cold in spring, Good water management practices are critical to healthy plant growth.
- To bring Angelonia into bloom even earlier, use night interrupt lighting to provide long days in production.
- Treat with a preventative broad spectrum fungicidal drench at 1-2 weeks after transplant.

NOTES:

ANGELFACE® Super Blue

Angelonia hybrid ^{PPAF}



Landscape Info:

USDA zone:	9 to 11
Mature height:	30 - 40"
Exposure:	Full Sun
Irrigation:	Moderate to Moist

Features & Benefits:

Larger flowered and more upright than the standard Angelface®, the Super Collection is meant for larger containers, landscape use and to meet the consumer desire for cut flowers for the home garden.

Heat loving - great for late spring and for southern sales! Great for containers and landscapes, drought tolerant.

12 – 18 “ spread in the landscape.

PW
PROVEN
WINNERS®
The #1 Plant Brand.®

Cultural info:

pH/EC:	5.8 - 6.2 / 0.6 - 0.9	
Fertilization:	150 - 200	
Light Level:	High	
Watering:	Moderate to Moist	
Rooting Out Temp:	65 – 72°F (18 - 22°C)	
Growing Temp:	70 – 75°F (21 - 24°C)	
Holding Temp:	60 - 65°F (16 - 18°C)	
Sales Window:	Spring through Summer Sales	
Pinching:	Pinch at 1-2 wks after transplant if needed.	
Vernalization:	NA	
Vigor Rating:	3	
Natural Day Flower:	Long Day for peak blooming	
Finish Size	Liner/Pot	Weeks to Finish
Grande™	1	6 to 8
Quart	1	6 to 8
Royale™	1-3	8 to 10
10" basket/container	3-5	10 to 12

Grower Tips:

- Warm temperatures are needed in production and for garden performance. Temperatures below 60°F (16°C) will stunt plant growth
- Warm, slightly dry conditions after transplanting will speed rooting in and post pinch growth. Good water management practices are critical to healthy plant growth.
- Florel can cause tip burn and foliage distortion, use with caution
- Sumagic is effective (2- 5 ppm) however other growth regulators could delay flowering
- Good air circulation, control of humidity, and good sanitation practices are critical.
- To bring Angelonia into bloom even earlier, use night interrupt lighting to provide long days in production.
- Treat with a preventative broad spectrum fungicidal drench at 1-2 weeks after transplant.

NOTES:



ANGELFACE® Super Pink

Angelonia hybrid ^{PPAF}



Landscape Info:

USDA zone:	9 to 11
Mature height:	30 - 40"
Exposure:	Full Sun
Irrigation:	Moderate to Moist

Features & Benefits:

Larger flowered and more upright than the standard Angelface®, the Super Collection is meant for larger containers, landscape use and to meet the consumer desire for cut flowers for the home garden.

Heat loving - great for late spring and for southern sales! Great for containers and landscapes, drought tolerant.

12 – 18 “ spread in the landscape.



Cultural info:

pH/EC:	5.8 - 6.2 / 0.6 - 0.9	
Fertilization:	150 - 200	
Light Level:	High	
Watering:	Moderate to Moist	
Rooting Out Temp:	65 – 72°F (18 - 22°C)	
Growing Temp:	70 – 75°F (21 - 24°C)	
Holding Temp:	60 - 65°F (16 - 18°C)	
Sales Window:	Spring through Summer Sales	
Pinching:	Pinch at 1-2 wks after transplant if needed.	
Vernalization:	NA	
Vigor Rating:	3	
Natural Day Flower:	Long Day for peak blooming	
Finish Size	Liner/Pot	Weeks to Finish
Grande™	1	6 to 8
Quart	1	6 to 8
Royale™	1	8 to 10
10" basket/container	3	10 to 12

Grower Tips:

- Warm temperatures are needed in production and for garden performance. Temperatures below 60°F (16°C) will stunt plant growth
- Warm, slightly dry conditions after transplanting will speed rooting in and post pinch growth. Good water management practices are critical to healthy plant growth.
- Florel can cause tip burn and foliage distortion, use with caution
- Sumagic is effect (2- 5 ppm) however other growth regulators could delay flowering
- Good air circulation, control of humidity, and good sanitation practices are critical.
- To bring Angelonia into bloom even earlier, use night interrupt lighting to provide long days in production.
- Treat with a preventative broad spectrum fungicidal drench at 1-2 weeks after transplant.

NOTES:

ANGELFACE® Super White

Angelonia hybrid PPAF



Landscape Info:

USDA zone:	9 to 11
Mature height:	30 - 40"
Exposure:	Full Sun
Irrigation:	Moderate to Moist

Features & Benefits:

Larger flowered and more upright than the standard Angelface®, the Super Collection is meant for larger containers, landscape use and to meet the consumer desire for cut flowers for the home garden.

Heat loving - great for late spring and for southern sales! Great for containers and landscapes, drought tolerant. 12 – 18 " spread in the landscape.

PW
PROVEN
WINNERS®
The #1 Plant Brand.*

Cultural info:

pH/EC:	5.8 - 6.2 / 0.6 - 0.9	
Fertilization:	150 - 200	
Light Level:	High	
Watering:	Moderate to Moist	
Rooting Out Temp:	65 – 72°F (18 - 22°C)	
Growing Temp:	70 – 75°F (21 - 24°C)	
Holding Temp:	60 - 65°F (16 - 18°C)	
Sales Window:	Spring through Summer Sales	
Pinching:	Pinch at 1-2 wks after transplant if needed.	
Vernalization:	NA	
Vigor Rating:	3	
Natural Day Flower:	Long Day for peak blooming	
Finish Size	Liner/Pot	Weeks to Finish
Grande™	1	6 to 8
Quart	1	6 to 8
Royale™	1	8 to 10
10" basket/container	3	10 to 12

Grower Tips:

- Warm temperatures are needed in production and for garden performance. Temperatures below 60°F (16°C) will stunt plant growth
- Warm, slightly dry conditions after transplanting will speed rooting in and post pinch growth. Good water management practices are critical to healthy plant growth.
- Florel can cause tip burn and foliage distortion, use with caution
- Sumagic is effective (2- 5 ppm) however other growth regulators could delay flowering
- Good air circulation, control of humidity, and good sanitation practices are critical.
- To bring Angelonia into bloom even earlier, use night interrupt lighting to provide long days in production.
- Treat with a preventative broad spectrum fungicidal drench at 1-2 weeks after transplant.

NOTES:



WHITE BUTTERFLY™

Argyranthemum hybrid ^{PPAF}



Landscape Info:

USDA zone:	9 to 11
Mature height:	18 - 36"
Exposure:	Full Sun
Irrigation:	Moderate to Moist

Features & Benefits:

Finally a white match to our Top Selling Butterfly Argyranthemum! All the same vigor and performance in a new color! A large clear white daisy with all season impact.

Summer heat tolerant, versatile: great in the landscape, as a specimen container, or as a source for cut daisies for the vase

Great for spring and fall combination plantings.

12 – 20 " in width in the landscape.

PW
PROVEN
WINNERS®
The #1 Plant Brand.®

Cultural info:

pH/EC:	5.8 – 6.2 / 0.6 - 0.9	
Fertilization:	200	
Light Level:	High	
Watering:	Moderate to Moist	
Rooting Out Temp:	65 – 72°F (18 - 22°C)	
Growing Temp:	60 - 65°F (16 - 18°C)	
Holding Temp:	40 - 50°F (4 - 10°C)	
Sales Window:	Early Spring through Fall Finish.	
Pinching:	Pinch at 1-2 wks after transplant if needed.	
Vernalization:	NA	
Vigor Rating:	3	
Natural Day Flower:	wk 11	
Finish Size	Liner/Pot	Weeks to Finish
Grande™	1	5 to 7
Quart	1	5 to 7
Royale™	1	7 to 8
10" basket/container	3	10 to 14

Grower Tips:

- Transplant Argranthemum liners first to avoid stretching in the liner trays.
- Prior to mid-March planting a pinch may be beneficial on 4.5" containers. After mid-March that pinch will not be necessary due to increased daylength and light intensity.
- Scout regularly for aphids which can be problematic. Be sure to check hanging baskets that are hanging high.
- For specimen containers and pots larger than 6" make a soft pinch at 2 weeks after planting.
- 5-10 ppm Sumagic spray or a 1–3ppm Bonzi drench will help control growth.
- Cold is a good natural growth regulator.
- Treat with a preventative broad spectrum fungicidal drench at 1-2 weeks after transplant.
- Good air circulation, control of humidity, and good sanitation practices are critical. Good sanitation practices include keeping greenhouses clean at all times, eliminating weeds and debris, disinfecting equipment and greenhouses as often as possible, and keeping hose ends off the floor.
- Growth Regulator Disclaimer: Check manufacturers labels for approved rates and usage recommendations.

QUICKSILVER™

Artemisia hybrid



Landscape Info:

USDA zone:	5 – 10
Mature height:	6-10"
Exposure:	Full Sun
Irrigation:	Dry to Moderate

Features & Benefits:

Soft, cut-leaf Silver foliage plant that adds contrast and texture, the perfect combination to any arrangement of plants!

Deer Resistant and extremely drought and heat tolerant. Great specimen plant in containers or as part of a combinations garden. A primarily foliage interest plant although it will flower in late summer to fall.

12-30 inches wide in the landscape.

PW
PROVEN
WINNERS®
The #1 Plant Brand.®

Cultural info:

pH/EC:	5.8 – 6.5/ 0.6 - 0.9	
Fertilization:	150 - 200	
Light Level:	High	
Watering:	Moderate	
Rooting Out Temp:	65 – 72°F (18 - 22°C)	
Growing Temp:	55 - 65°F (13 - 18°C)	
Holding Temp:	40 - 50°F (5 -10°C)	
Sales Window:	Early Spring through Fall Finish.	
Pinching:	Pinch at 1-2 wks after transplant.	
Vernalization:	NA	
Vigor Rating:	3	
Natural Day Flower:	Late summer flowering in the landscape.	
Finish Size	Liner/Pot	Weeks to Finish
Grande™	1	4 to 6
Quart	1	5 to 7
Royale™	1	7 to 9
10" basket/container	3-5	8 - 10

Grower Tips:

- Once established Quicksilver™ is a very fast growing plant, growth can be controlled by reducing fertility or withholding water.
- Growing plants with too much irrigation can cause chlorosis, keep plants on the dry side.
- Treat with a preventative broad spectrum fungicidal drench at 1-2 weeks after transplant.
- If crop becomes overgrown, plants can be sheared to shape. They can also be shaped after flowering in landscape use.
- Scout crops regularly (at least once a week) for disease development. Good air circulation, control of humidity, and good sanitation practices are critical.
- Quicksilver™ once established in the container can be moved outdoors to create more greenhouse space, protect if temperatures drop below 29F especially in the first 10 days after moving outside.
- Good water management practices are critical to healthy plant growth, water well and then allow the plant to draw the water from the soil.
- Growth Regulator Disclaimer: Check manufacturers labels for approved rates and usage recommendations.



SUPERBELLS® Yellow Imp

Calibrachoa hybrid 'USPPAF, Can PBRAF



Landscape Info:

USDA zone:	9 to 11
Mature height:	4-6"
Exposure:	Full Sun
Irrigation:	Moderate

Features & Benefits:

Superbells® Yellow Improved is an improvement in branching and color coverage. All through our trials this plant had more flowers open each day and fewer flowers held below the foliage.

Specifically screened for resistance to Thielaviopsis.

All summer performance, just more of it!

PW
PROVEN
WINNERS®
The #1 Plant Brand.®

Cultural info:

pH/EC:	5.5 - 5.8/ 0.6 - 0.9	
Fertilization:	150 - 200	
Light Level:	High	
Watering:	Moderate to Moist	
Rooting Out Temp:	65 – 72°F (18 - 22°C)	
Growing Temp:	55 - 65°F (13 - 18°C)	
Holding Temp:	40 - 50°F (5 - 10°C)	
Sales Window:	Early Spring through Fall Finish.	
Pinching:	Pinch at 1-2 wks after transplant if needed.	
Vernalization:	NA	
Vigor Rating:	3	
Natural Day Flower:	wk 10	
Finish Size	Liner/Pot	Weeks to Finish
Grande™	1	4 to 6
Quart	1	5 to 7
Royale™	1-3	7 to 9
10" basket/container	3-5	10 to 12

Grower Tips:

- Chlorotic tips is often an indicator of high pH. Be sure to keep pH in optimum range. Cold is a good natural growth regulator.
- Reducing production temperatures is a good natural growth regulator.
- Scout regularly for aphids which can be problematic. Be sure to check hanging baskets that are hanging high.
- For hanging baskets and pots larger than 6" make a soft pinch at planting and trim around pot just prior to hanging.
- 5-10 ppm Sumagic or a B-9/Cycocel (2500/750) tank mix is effective. 500 ppm Florel on baskets and larger pots will promote branching.
- Treat with a preventative broad spectrum fungicidal drench at 1-2 weeks after transplant.
- It is strongly suggested that growers use caution when using Medallion due to potential leaf spotting on Calibrachoa.
- Good air circulation, control of humidity, and good sanitation practices are critical.
- Growth Regulator Disclaimer: Check manufacturers labels for approved rates and usage recommendations.

SUPERBELLS® Coralina

Calibrachoa hybrid 'USPPAF, Can PBRAF



Landscape Info:

USDA zone:	9 to 11
Mature height:	6-10"
Exposure:	Full Sun
Irrigation:	Moderate

Features & Benefits:

Coral/Orange blooms are a new color for the Superbells® series. Specifically screened for resistance to Thielaviopsis. Mounding habit (similar to Superbells® Cherry Star) is good for small production size containers and creates exceptional hanging baskets. Great for spring and fall combination plantings.

PW
PROVEN
WINNERS®
The #1 Plant Brand.®

Cultural info:

pH/EC:	5.5 - 5.8/ 0.6 - 0.9	
Fertilization:	150 - 200	
Light Level:	High	
Watering:	Moderate to Moist	
Rooting Out Temp:	65 – 72°F (18 - 22°C)	
Growing Temp:	55 - 65°F (13 - 18°C)	
Holding Temp:	40 - 50°F (5 -10°C)	
Sales Window:	Early Spring through Fall Finish.	
Pinching:	Pinch at 1-2 wks after transplant if needed.	
Vernalization:	NA	
Vigor Rating:	2	
Natural Day Flower:	wk 11	
Finish Size	Liner/Pot	Weeks to Finish
Grande™	1	4 to 6
Quart	1	5 to 7
Royale™	1-3	7 to 9
10" basket/container	3-5	10 to 12

Grower Tips:

- Chlorotic tips is often an indicator of high pH. Be sure to keep pH in optimum range. Cold is a good natural growth regulator.
- Reducing production temperatures is a good natural growth regulator.
- Scout regularly for aphids which can be problematic. Be sure to check hanging baskets that are hanging high.
- For hanging baskets and pots larger than 6" make a soft pinch at planting and trim around pot just prior to hanging.
- 5-10 ppm Sumagic or a B-9/Cycocel (2500/750) tank mix is effective. 500 ppm Florel on baskets and larger pots will promote branching.
- Treat with a preventative broad spectrum fungicidal drench at 1-2 weeks after transplant.
- It is strongly suggested that growers use caution when using Medallion due to potential leaf spotting on Calibrachoa.
- Good air circulation, control of humidity, and good sanitation practices are critical.
- Growth Regulator Disclaimer: Check manufacturers labels for approved rates and usage recommendations.

NOTES:



SUPERBELLS® Red Imp

Calibrachoa hybrid 'USPPAF, Can PBRAF



Landscape Info:	
USDA zone:	9 to 11
Mature height:	6-10"
Exposure:	Full Sun
Irrigation:	Moderate

Features & Benefits:
Superbells® Red Improved earlier to flower (4 weeks earlier) and has better flower coverage throughout the season, but with the same saturated deep red color of the old variety.
The habit is a bit more mounding, but it still trails and works well in combinations and hanging baskets.
Specifically screened for resistance to Thielaviopsis.

PW
PROVEN
WINNERS®
The #1 Plant Brand.®

Cultural info:		
pH/EC:	5.5 - 5.8/ 0.6 - 0.9	
Fertilization:	150 - 200	
Light Level:	High	
Watering:	Moderate to Moist	
Rooting Out Temp:	65 – 72°F (18 - 22°C)	
Growing Temp:	55 - 65°F (13 - 18°C)	
Holding Temp:	40 - 50°F (5 -10°C)	
Sales Window:	Early Spring through Fall Finish.	
Pinching:	Pinch at 1-2 wks after transplant if needed.	
Vernalization:	NA	
Vigor Rating:	2	
Natural Day Flower:	wk 11	
Finish Size	Liner/Pot	Weeks to Finish
Grande™	1	4 to 6
Quart	1	5 to 7
Royale™	1-3	7 to 9
10" basket/container	3-5	10 to 12

Grower Tips:
<ul style="list-style-type: none"> Chlorotic tips is often an indicator of high pH. Be sure to keep pH in optimum range. Cold is a good natural growth regulator. Reducing production temperatures is a good natural growth regulator. Scout regularly for aphids which can be problematic. Be sure to check hanging baskets that are hanging high. For hanging baskets and pots larger than 6" make a soft pinch at planting and trim around pot just prior to hanging. 5-10 ppm Sumagic or a B-9/Cycocel (2500/750) tank mix is effective. 500 ppm Florel on baskets and larger pots will promote branching. Treat with a preventative broad spectrum fungicidal drench at 1-2 weeks after transplant. It is strongly suggested that growers use caution when using Medallion due to potential leaf spotting on Calibrachoa. Good air circulation, control of humidity, and good sanitation practices are critical. Growth Regulator Disclaimer: Check manufacturers labels for approved rates and usage recommendations.

SUPERBELLS® Tropical Sunrise

Calibrachoa hybrid 'USPPAF, Can PBRAF



Landscape Info:

USDA zone:	9 to 11
Mature height:	6-10"
Exposure:	Full Sun
Irrigation:	Moderate

Features & Benefits:

Superbells® Tropical Sunrise is a jumping gene color, very stable but shifting tones between pink, yellow, and red. Excellent performance and habit for small container production, but works well in combinations and makes an exceptional hanging basket.

Specifically screened for resistance to Thielaviopsis.

Replaces Tequila Sunrise.

PW
PROVEN
WINNERS®
The #1 Plant Brand.®

Cultural info:

pH/EC:	5.5 - 5.8/ 0.6 - 0.9	
Fertilization:	150 - 200	
Light Level:	High	
Watering:	Moderate to Moist	
Rooting Out Temp:	65 – 72°F (18 - 22°C)	
Growing Temp:	55 - 65°F (13 - 18°C)	
Holding Temp:	40 - 50°F (5 -10°C)	
Sales Window:	Early Spring through Fall Finish.	
Pinching:	Pinch at 1-2 wks after transplant if needed.	
Vernalization:	NA	
Vigor Rating:	2	
Natural Day Flower:	wk 12	
Finish Size	Liner/Pot	Weeks to Finish
Grande™	1	4 to 6
Quart	1	5 to 7
Royale™	1-3	7 to 9
10" basket/container	3-5	10 to 12

Grower Tips:

- Chlorotic tips is often an indicator of high pH. Be sure to keep pH in optimum range. Cold is a good natural growth regulator.
- Reducing production temperatures is a good natural growth regulator.
- Scout regularly for aphids which can be problematic. Be sure to check hanging baskets that are hanging high.
- For hanging baskets and pots larger than 6" make a soft pinch at planting and trim around pot just prior to hanging.
- 5-10 ppm Sumagic or a B-9/Cycocel (2500/750) tank mix is effective. 500 ppm Florel on baskets and larger pots will promote branching.
- Treat with a preventative broad spectrum fungicidal drench at 1-2 weeks after transplant.
- It is strongly suggested that growers use caution when using Medallion due to potential leaf spotting on Calibrachoa.
- Good air circulation, control of humidity, and good sanitation practices are critical.
- Growth Regulator Disclaimer: Check manufacturers labels for approved rates and usage recommendations.



SUPERBELLS® Hollywood Star

Calibrachoa hybrid 'USPPAF, Can PBRAF



Landscape Info:

USDA zone:	9 to 11
Mature height:	6-10"
Exposure:	Full Sun
Irrigation:	Moderate

Features & Benefits:

Flowers are bright pink with a prominent yellow eye. This dynamic variety creates more color distinction for the Superbells® line and is early to flower. Specifically screened for resistance to Thielaviopsis. A strongly bicolor flower, which is a preference for consumers, SUPERBELLS® Hollywood Star really adds a bright tone to containers and retail shelves.

PW
PROVEN
WINNERS®
The #1 Plant Brand.®

Cultural info:

pH/EC:	5.5 - 5.8/ 0.6 - 0.9	
Fertilization:	150 - 200	
Light Level:	High	
Watering:	Moderate to Moist	
Rooting Out Temp:	65 – 72°F (18 - 22°C)	
Growing Temp:	55 - 65°F (13 - 18°C)	
Holding Temp:	40 - 50°F (5 -10°C)	
Sales Window:	Early Spring through Fall Finish.	
Pinching:	Pinch at 1-2 wks after transplant if needed.	
Vernalization:	NA	
Vigor Rating:	2	
Natural Day Flower:	wk 7	
Finish Size	Liner/Pot	Weeks to Finish
Grande™	1	4 to 6
Quart	1	5 to 7
Royale™	1-3	7 to 9
10" basket/container	3-5	10 to 12

Grower Tips:

- Chlorotic tips is often an indicator of high pH. Be sure to keep pH in optimum range. Cold is a good natural growth regulator.
- Reducing production temperatures is a good natural growth regulator.
- Scout regularly for aphids which can be problematic. Be sure to check hanging baskets that are hanging high.
- For hanging baskets and pots larger than 6" make a soft pinch at planting and trim around pot just prior to hanging.
- 5-10 ppm Sumagic or a B-9/Cycocel (2500/750) tank mix is effective. 500 ppm Florel on baskets and larger pots will promote branching.
- Treat with a preventative broad spectrum fungicidal drench at 1-2 weeks after transplant.
- It is strongly suggested that growers use caution when using Medallion due to potential leaf spotting on Calibrachoa.
- Good air circulation, control of humidity, and good sanitation practices are critical.
- Growth Regulator Disclaimer: Check manufacturers labels for approved rates and usage recommendations.

SUPERBELLS® Morning Star

Calibrachoa hybrid 'USPPAF, Can PBRAF



Landscape Info:	
USDA zone:	9 to 11
Mature height:	6-10"
Exposure:	Full Sun
Irrigation:	Moderate

Features & Benefits:	
Flowers are netted pale pink with a prominent yellow eye. This dynamic variety creates more color distinction for the Superbells® line and also flowers earlier and longer.	
Specifically screened for resistance to Thielaviopsis.	
A strongly bicolor flower, which is a preference for consumers, SUPERBELLS® Morning Star really adds a bright tone to containers and retail shelves.	

PW
PROVEN
WINNERS®
The #1 Plant Brand.®

Cultural info:		
pH/EC:	5.5 - 5.8/ 0.6 - 0.9	
Fertilization:	150 - 200	
Light Level:	High	
Watering:	Moderate to Moist	
Rooting Out Temp:	65 – 72°F (18 - 22°C)	
Growing Temp:	55 - 65°F (13 - 18°C)	
Holding Temp:	40 - 50°F (5 -10°C)	
Sales Window:	Early Spring through Fall Finish.	
Pinching:	Pinch at 1-2 wks after transplant if needed.	
Vernalization:	NA	
Vigor Rating:	2	
Natural Day Flower:	wk 7	
Finish Size	Liner/Pot	Weeks to Finish
Grande™	1	4 to 6
Quart	1	5 to 7
Royale™	1-3	7 to 9
10" basket/container	3-5	10 to 12

Grower Tips:	
<ul style="list-style-type: none">• Chlorotic tips is often an indicator of high pH. Be sure to keep pH in optimum range. Cold is a good natural growth regulator.• Reducing production temperatures is a good natural growth regulator.• Scout regularly for aphids which can be problematic. Be sure to check hanging baskets that are hanging high.• For hanging baskets and pots larger than 6" make a soft pinch at planting and trim around pot just prior to hanging.• 5-10 ppm Sumagic or a B-9/Cycocel (2500/750) tank mix is effective. 500 ppm Florel on baskets and larger pots will promote branching.• Treat with a preventative broad spectrum fungicidal drench at 1-2 weeks after transplant.• It is strongly suggested that growers use caution when using Medallion due to potential leaf spotting on Calibrachoa.• Good air circulation, control of humidity, and good sanitation practices are critical.• Growth Regulator Disclaimer: Check manufacturers labels for approved rates and usage recommendations.	



SUPERBELLS® Grape Punch Imp

Calibrachoa hybrid 'USPPAF, Can PBRAF



Landscape Info:

USDA zone:	9 to 11
Mature height:	6-10"
Exposure:	Full Sun
Irrigation:	Moderate

Features & Benefits:

Superbells® Grape Punch Improved has larger flowers, flowers 2 weeks earlier and is an advance in vigor, habit, and flower coverage. This is an outstanding new plant! It might even be setting a new standard for the Superbells® collection.

Specifically screened for resistance to Thielaviopsis.

Its cascading habit creates exceptional hanging baskets.

PW
PROVEN
WINNERS®
The #1 Plant Brand.®

Cultural info:

pH/EC:	5.5 - 5.8/ 0.6 - 0.9	
Fertilization:	150 - 200	
Light Level:	High	
Watering:	Moderate to Moist	
Rooting Out Temp:	65 – 72°F (18 - 22°C)	
Growing Temp:	55 - 65°F (13 - 18°C)	
Holding Temp:	40 - 50°F (5 - 10°C)	
Sales Window:	Early Spring through Fall Finish.	
Pinching:	Pinch at 1-2 wks after transplant if needed.	
Vernalization:	NA	
Vigor Rating:	2	
Natural Day Flower:	wk 9	
Finish Size	Liner/Pot	Weeks to Finish
Grande™	1	4 to 6
Quart	1	5 to 7
Royale™	1-3	7 to 9
10" basket/container	3-5	10 to 12

Grower Tips:

- Chlorotic tips is often an indicator of high pH. Be sure to keep pH in optimum range. Cold is a good natural growth regulator.
- Reducing production temperatures is a good natural growth regulator.
- Scout regularly for aphids which can be problematic. Be sure to check hanging baskets that are hanging high.
- For hanging baskets and pots larger than 6" make a soft pinch at planting and trim around pot just prior to hanging.
- 5-10 ppm Sumagic or a B-9/Cycocel (2500/750) tank mix is effective. 500 ppm Florel on baskets and larger pots will promote branching.
- Treat with a preventative broad spectrum fungicidal drench at 1-2 weeks after transplant.
- It is strongly suggested that growers use caution when using Medallion due to potential leaf spotting on Calibrachoa.
- Good air circulation, control of humidity, and good sanitation practices are critical.
- Growth Regulator Disclaimer: Check manufacturers labels for approved rates and usage recommendations.

TOUCAN™ Scarlet

Canna hybrid 'DDIASC990' USPPAF, Can PBRAF



Landscape Info:

USDA zone:	8 to 11
Mature height:	30-48"
Exposure:	Full Sun
Irrigation:	Moist

Features & Benefits:

Early flowering Canna Series for Spring and Summer sales
Toucan Scarlet

Strong growth habit with multiple branches creates beautiful specimen plants that flower from spring through late summer and early fall.

PW
PROVEN
WINNERS®
The #1 Plant Brand.®

Cultural info:

pH/EC:	6.2-7.0 /1.0-2.0	
Fertilization:	200 - 300	
Light Level:	High	
Watering:	Moist	
Rooting Out Temp:	75 - 85°F (24 - 30°C)	
Growing Temp:	75 - 85°F (24 - 30°C)	
Holding Temp:	65 – 72°F (18 - 22°C)	
Sales Window:	Late Spring through Summer Finish.	
Pinching:	None needed	
Vernalization:	NA	
Vigor Rating:	4	
Natural Day Flower:	Long day enhanced	
Finish Size	Liner/Pot	Weeks to Finish
Grande™	1	6 to 8*- see notes
Quart	1	6 to 8*- see notes
Royale™	1-3	8 to 10
10" container	3-5	10 to 12

Grower Tips:

- While the Toucan™ series can be grown in 4.5” and quart containers, we recommend the Royale or 1 gallon size container as optimum for ease in production and sales.
- Do not use irrigation frequency to control plant size: Drying out plant to wilt will cause leaf burn and leaf drop. Can be run a little dry but not to wilt. Good water management practices are critical to healthy plant growth.
- Make sure your fertilizer has a complete micronutrient mix as these Canna grow fast and use a lot of food to get maximum performance.
- Warmth and moisture are the key to a high quality Canna crop. Make sure your temperatures do not drop below 60-65F or chilling injury may delay the crop.
- A drench of 1-4 ppm paclobutrazol can be used to help hold a crop or if control of growth is desired.. Check manufacturers labels for approved rates and usage recommendations.
- Watch for spider mites, especially if crop is not actively growing.

*NOTE:

- Plants will normally flower in 7-10 weeks at optimal temperatures.
-

TOUCAN™ Red

Canna hybrid



Landscape Info:	
USDA zone:	8 to 11
Mature height:	30-48"
Exposure:	Full Sun
Irrigation:	Moist

Features & Benefits:
Early flowering Canna Series for Spring and Summer sales Toucan Red
Strong growth habit with multiple branches creates beautiful specimen plants that flower from spring through late summer and early fall.

PW
PROVEN
WINNERS®
The #1 Plant Brand.*

Cultural info:		
pH/EC:	6.2-7.0 /1.0-2.0	
Fertilization:	200 - 300	
Light Level:	High	
Watering:	Moist	
Rooting Out Temp:	75 - 85°F (24 - 30°C)	
Growing Temp:	75 - 85°F (24 - 30°C)	
Holding Temp:	65 – 72°F (18 - 22°C)	
Sales Window:	Late Spring through Summer Finish.	
Pinching:	None needed	
Vernalization:	NA	
Vigor Rating:	4	
Natural Day Flower:	Long day enhanced	
Finish Size	Liner/Pot	Weeks to Finish
Grande™	1	6 to 8*- see notes
Quart	1	6 to 8*- see notes
Royale™	1-3	8 to 10
10" basket/container	3-5	10 to 12

Grower Tips:
<ul style="list-style-type: none"> While the Toucan™ series can be grown in 4.5" and quart containers, we recommend the Royale or 1 gallon size container as optimum for ease in production and sales. Do not use irrigation frequency to control plant size: Drying out plant to wilt will cause leaf burn and leaf drop. Can be run a little dry but not to wilt. Make sure your fertilizer has a complete micronutrient mix as these Canna grow fast and use a lot of food to get maximum performance. Warmth and moisture are the key to a high quality Canna crop. Make sure your temperatures do not drop below 60-65F or chilling injury may delay the crop. Good water management practices are critical to healthy plant growth. A drench of 1-4 ppm paclobutrazol can be used to help hold a crop or if control of growth is desired.. Check manufacturers labels for approved rates and usage recommendations. Watch for spider mites, especially if crop is not actively growing.
*NOTE: Plants will normally flower in 7-10 weeks at optimal temperatures.



TOUCAN™ Rose

Canna hybrid



Landscape Info:	
USDA zone:	8 to 11
Mature height:	30-48"
Exposure:	Full Sun
Irrigation:	Moist

Features & Benefits:
Early flowering Canna Series for Spring and Summer sales Toucan Rose
Strong growth habit with multiple branches creates beautiful specimen plants that flower from spring through late summer and early fall.



Cultural info:		
pH/EC:	6.2-7.0 /1.0-2.0	
Fertilization:	200 - 300	
Light Level:	High	
Watering:	Moist	
Rooting Out Temp:	75 - 85°F (24 - 30°C)	
Growing Temp:	75 - 85°F (24 - 30°C)	
Holding Temp:	65 – 72°F (18 - 22°C)	
Sales Window:	Late Spring through Summer Finish.	
Pinching:	None needed	
Vernalization:	NA	
Vigor Rating:	4	
Natural Day Flower:	Long day enhanced	
Finish Size	Liner/Pot	Weeks to Finish
Grande™	1	6 to 8*- see notes
Quart	1	6 to 8*- see notes
Royale™	1-3	8 to 10
10" basket/container	3-5	10 to 12

Grower Tips:
<ul style="list-style-type: none"> While the Toucan™ series can be grown in 4.5” and quart containers, we recommend the Royale or 1 gallon size container as optimum for ease in production and sales. Do not use irrigation frequency to control plant size: Drying out plant to wilt will cause leaf burn and leaf drop. Can be run a little dry but not to wilt. Make sure your fertilizer has a complete micronutrient mix as these Canna grow fast and use a lot of food to get maximum performance. Warmth and moisture are the key to a high quality Canna crop. Make sure your temperatures do not drop below 60-65F or chilling injury may delay the crop. Good water management practices are critical to healthy plant growth. A drench of 1-4 ppm paclobutrazol can be used to help hold a crop or if control of growth is desired.. Check manufacturers labels for approved rates and usage recommendations. Watch for spider mites, especially if crop is not actively growing.
<p>*NOTE: Plants will normally flower in 7-10 weeks at optimal temperatures.</p>

TOUCAN™ Yellow

Canna hybrid



Landscape Info:	
USDA zone:	8 to 11
Mature height:	30-48"
Exposure:	Full Sun
Irrigation:	Moist

Features & Benefits:
Early flowering Canna Series for Spring and Summer sales Toucan Yellow
Strong growth habit with multiple branches creates beautiful specimen plants that flower from spring through late summer and early fall.

PW
PROVEN
WINNERS®
The #1 Plant Brand.*

Cultural info:		
pH/EC:	6.2-7.0 /1.0-2.0	
Fertilization:	200 - 300	
Light Level:	High	
Watering:	Moist	
Rooting Out Temp:	75 - 85°F (24 - 30°C)	
Growing Temp:	75 - 85°F (24 - 30°C)	
Holding Temp:	65 – 72°F (18 - 22°C)	
Sales Window:	Late Spring through Summer Finish.	
Pinching:	None needed	
Vernalization:	NA	
Vigor Rating:	4	
Natural Day Flower:	Long day enhanced	
Finish Size	Liner/Pot	Weeks to Finish
Grande™	1	6 to 8*- see notes
Quart	1	6 to 8*- see notes
Royale™	1-3	8 to 10
10" basket/container	3-5	10 to 12

Grower Tips:
<ul style="list-style-type: none">• While the Toucan™ series can be grown in 4.5" and quart containers, we recommend the Royale or 1 gallon size container as optimum for ease in production and sales.• Do not use irrigation frequency to control plant size: Drying out plant to wilt will cause leaf burn and leaf drop. Can be run a little dry but not to wilt.• Make sure your fertilizer has a complete micronutrient mix as these Canna grow fast and use a lot of food to get maximum performance.• Warmth and moisture are the key to a high quality Canna crop. Make sure your temperatures do not drop below 60-65F or chilling injury may delay the crop.• Good water management practices are critical to healthy plant growth.• A drench of 1-4 ppm paclobutrazol can be used to help hold a crop or if control of growth is desired.. Check manufacturers labels for approved rates and usage recommendations.• Watch for spider mites, especially if crop is not actively growing.
*NOTE: Plants will normally flower in 7-10 weeks at optimal temperatures.



GRACEFUL GRASSES® Prince Tut

Papyrus hybrid



Landscape Info:

USDA zone:	10 to 11
Mature height:	30-48"
Exposure:	Sun
Irrigation:	Frequent

Features & Benefits:

At last a truly dwarf Papyrus that has great vigor and full sized flower heads when mature, up to foot across.

Aquatic to semi aquatic, thriving in both northern and southern landscapes.

Easier in small pot production, great retail shelf life.

PW
PROVEN
WINNERS®
The #1 Plant Brand.®

Cultural info:

pH/EC:	6.-0-6.5 / 0.6 - 0.9	
Fertilization:	150 - 200	
Light Level:	Medium	
Watering:	Moist to wet	
Rooting Out Temp:	65 – 72°F (18 - 22°C)	
Growing Temp:	65 – 72°F (18 - 22°C)	
Holding Temp:	50 – 60°F (10 - 15°C)	
Sales Window:	Spring to Summer Finish.	
Pinching:	No pinching recommended.	
Vernalization:	NA	
Vigor Rating:	4	
Natural Day Flower:	NA	
Finish Size	Liner/Pot	Weeks to Finish
Grande™	1	4 to 6
Quart	1	4 to 6
Royale™	1	8 to 12
10" basket/container	3	10 to 14

Grower Tips:

- Do NOT allow plants to dry to wilt stage. Dry-down will result in increased susceptibility to disease. Spider mites and thrips as well as root rot (phytophthora) are the primary concerns.
- Good air circulation is key, as well as constant moisture.
- As with all Papyrus, bright light is key to holding as many heads on the plant as possible, under low light stems are weak and bend.
- Treat with a preventative broad spectrum fungicidal drench at 1-2 weeks after transplant.
- Best foliage and plant quality is under full sun conditions. Proper spacing of plant material so that plenty of light reaches the crown will promote multiple shoots and stiff erect stems.
- As with most grasses the production temperature and fertility determine growth rate. Keep these plants warm and well fertilized for the fastest crops.

NOTES:

INFINITY® Lavender Improved

Impatiens hybrid USPPAF, Can PBRAF



Landscape Info:

USDA zone:	9 to 11
Mature height:	10-14"
Exposure:	Part Shade
Irrigation:	Moderate

Features & Benefits:

Infinity® Lavender Improved is an advance in branching, color coverage and leaf color over the existing cultivar. Like all the Infinity® series Lavender Improved has great spring into summer performance, and a compact habit. Great shade color even in areas with Downy Mildew issues.

PW
PROVEN
WINNERS®
The #1 Plant Brand.®

Cultural info:

pH/EC:	6.0 – 6.5 / 0.2- 0.6	
Fertilization:	100-150 ppm	
Light Level:	Medium	
Watering:	Moderate to Moist	
Rooting Out Temp:	65 – 72°F (18 - 22°C)	
Growing Temp:	65 – 75°F (18 - 24°C)	
Holding Temp:	65– 68°F (18 - 20°C)	
Sales Window:	Spring through Fall Finish.	
Pinching:	None Needed	
Vernalization:	NA	
Vigor Rating:	1	
Natural Day Flower:	All times	
Finish Size	Liner/Pot	Weeks to Finish
Grande™	1	6 to 8
Quart	1	6 to 8
Royale™	1-3	8 to 10
10" basket/container	3-5	12 to 14

Grower Tips:

- Treat with a preventative broad spectrum fungicidal drench at 1-2 weeks after transplant. Scout crops regularly (at least once a week) for disease development.
- Good water management practices are critical to healthy plant growth.
- Growing at too cool of a temperature can cause purpling of the foliage and the stunting of growth.
- Yellow foliage is caused by drying the plant down past wilt stage.
- Good air circulation, control of humidity, and good sanitation practices are critical. Good sanitation practices include keeping greenhouses clean at all times, eliminating weeds and debris, disinfecting equipment and greenhouses as often as possible, and keeping hose ends off the floor.

NOTES:



SWEET CAROLINE Bewitched Green with Envy

Ipomoea hybrid ^{USPPAF, Can PBRAF}



Landscape Info:

USDA zone:	10 to 11
Mature height:	10 - 16"
Exposure:	Full – part sun
Irrigation:	Moderate

Features & Benefits:

SWEET CAROLINE Bewitched Green with Envy is a new color AND a line renovation of the Bewitched growth habit. We have loosened up the habit, given it a bit more vigor, with dramatic jagged foliage and restrained growth.

Fantastic color intensity, reduced sun scorch, and still retaining the more compact habit for the grower.

18-30" spread in the landscape

PW
PROVEN
WINNERS®
The #1 Plant Brand.®

Cultural info:

pH/EC:	6.0 – 6.5/ 0.6 - 0.9	
Fertilization:	150 - 200	
Light Level:	Medium to High	
Watering:	Moderate to Moist	
Rooting Out Temp:	65 – 72°F (18 - 22°C)	
Growing Temp:	70 – 75°F (20 - 24°C)	
Holding Temp:	50 – 60°F (10 - 15°C)	
Sales Window:	Early Spring through Fall Finish.	
Pinching:	Pinch at 1-2 weeks after transplant if needed.	
Vernalization:	NA	
Vigor Rating:	3	
Natural Day Flower:	Foliage interest plant, blooms under SD	
Finish Size	Liner/Pot	Weeks to Finish
Grande™	1	5 to 6
Quart	1	6 to 8
Royale™	1-3	8 to 10
10" basket/container	3-5	10 to 12

Grower Tips:

- SWEET CAROLINE Bewitched Green with Envy is about half the vigor and growth rate of traditional SWEET CAROLINE types. Due to the more constrained growth habit crop times may be slightly longer than others in the SWEET CAROLINE series.
- This crop loves the heat and humidity, for the fastest crops keep production temperatures over 70F and keep fertility levels fairly high.
- Treat with a preventative broad spectrum fungicidal drench at 1-2 weeks after transplant. Scout crops regularly (at least once a week) for disease development.
- Good air circulation, control of humidity, and good sanitation practices are critical.
- Good sanitation practices include keeping greenhouses clean at all times, eliminating weeds and debris, disinfecting equipment and greenhouses as often as possible, and keeping hose ends off the floor.
- Good water management practices are critical to healthy plant growth.

NOTES:

SWEET CAROLINE Bewitched After Midnight

Ipomoea hybrid



Landscape Info:

USDA zone:	10 to 11
Mature height:	10 - 16"
Exposure:	Full – part sun
Irrigation:	Moderate

Features & Benefits:

SWEET CAROLINE Bewitched After Midnight is a new line renovation of the Bewitched growth habit. We have loosened up the habit, given it a bit more vigor, with dramatic jagged edged foliage and restrained growth.

Fantastic color intensity, and still retaining the more compact habit for the grower.

Replaces SWEET CAROLINE Bewitched




Cultural info:

pH/EC:	6.0 – 6.5/ 0.6 - 0.9	
Fertilization:	150 - 200	
Light Level:	Medium to High	
Watering:	Moderate to Moist	
Rooting Out Temp:	65 – 72°F (18 - 22°C)	
Growing Temp:	70 – 75°F (20 - 24°C)	
Holding Temp:	50 – 60°F (10 - 15°C)	
Sales Window:	Early Spring through Fall Finish.	
Pinching:	Pinch at 1-2 weeks after transplant if needed.	
Vernalization:	NA	
Vigor Rating:	3	
Natural Day Flower:	Foliage interest plant, blooms under SD	
Finish Size	Liner/Pot	Weeks to Finish
Grande™	1	5 to 6
Quart	1	6 to 8
Royale™	1-3	8 to 10
10" basket/container	3-5	10 to 12

Grower Tips:

- SWEET CAROLINE Bewitched After Midnight is about half the vigor and growth rate of traditional SWEET CAROLINE types. Due to the more constrained growth habit crop times may be slightly longer than SWEET CAROLINE series.
- This crop loves the heat and humidity, for the fastest crops keep production temperatures over 70F and keep fertility levels fairly high.
- Treat with a preventative broad spectrum fungicidal drench at 1-2 weeks after transplant. Scout crops regularly (at least once a week) for disease development.
- Good air circulation, control of humidity, and good sanitation practices are critical.
- Good sanitation practices include keeping greenhouses clean at all times, eliminating weeds and debris, disinfecting equipment and greenhouses as often as possible, and keeping hose ends off the floor.
- Good water management practices are critical to healthy plant growth.

NOTES:



SWEET CAROLINE Sweetheart Jet Black

Ipomoea hybrid USPPAF, Can PBRAF



Landscape Info:

USDA zone:	10 to 11
Mature height:	8 - 12"
Exposure:	Full – part sun
Irrigation:	Moderate

Features & Benefits:

SWEET CAROLINE Sweetheart Jet Black is a replacement/improvement for SWEET CAROLINE Sweetheart Purple. A big leap forward in intensity of foliage color, a rich saturated black that holds its color even as the leaves age. The habit is now also more in line with other in the SWEET CAROLINE Sweetheart group. Great in small pots, combinations, and the landscape.

PW
PROVEN
WINNERS®
The #1 Plant Brand.®

Cultural info:

pH/EC:	6.0 – 6.5/ 0.6 - 0.9	
Fertilization:	150 - 200	
Light Level:	Medium to High	
Watering:	Moderate to Moist	
Rooting Out Temp:	65 – 72°F (18 - 22°C)	
Growing Temp:	70 – 75°F (20 - 24°C)	
Holding Temp:	50 – 60°F (10 - 15°C)	
Sales Window:	Early Spring through Fall Finish.	
Pinching:	Pinch at 1-2 weeks after transplant if needed.	
Vernalization:	NA	
Vigor Rating:	3	
Natural Day Flower:	Foliage interest plant, blooms under SD	
Finish Size	Liner/Pot	Weeks to Finish
Grande™	1	5 to 6
Quart	1	6 to 8
Royale™	1	8 to 10
10" basket/container	3-5	10 to 12

Grower Tips:

- This crop loves the heat and humidity, for the fastest crops keep production temperatures over 70F and keep fertility levels fairly high.
- Cooler production temperatures can be used as a natural growth regulator, but do not allow temperatures to drop below 50F (10C) as chilling damage can result.
- Treat with a preventative broad spectrum fungicidal drench at 1-2 weeks after transplant. Scout crops regularly (at least once a week) for disease development.
- Good air circulation, control of humidity, and good sanitation practices are critical.
- Good sanitation practices include keeping greenhouses clean at all times, eliminating weeds and debris, disinfecting equipment and greenhouses as often as possible, and keeping hose ends off the floor.
- Good water management practices are critical to healthy plant growth.

NOTES:

Purple Chablis

Lamium hybrid USPPAF, Can PBRAF



Landscape Info:

USDA zone:	9 to 11
Mature height:	8-12"
Exposure:	Full Sun
Irrigation:	Moderate

Features & Benefits:

At long last a purple companion to Pink Chablis! Silvery netted foliage with lavender purple blooms on a great spring into summer crop for North America.

Great in combinations or as a monoculture and the attractive foliage and flowers also work well in small container production. Heat tolerant.

14-20" spread in the landscape.

PW
PROVEN
WINNERS®
The #1 Plant Brand.®

Cultural info:

pH/EC:	6.0- 6.5/ 0.6 - 0.9	
Fertilization:	150 - 200	
Light Level:	High	
Watering:	Moderate to Moist	
Rooting Out Temp:	65 – 72°F (18 - 22°C)	
Growing Temp:	55 - 65°F (12 - 18°C)	
Holding Temp:	40 - 50°F (5 - 10°C)	
Sales Window:	Early Spring to Fall Sales.	
Pinching:	No pinching or growth regulators needed.	
Vernalization:	NA	
Vigor Rating:	3	
Natural Day Flower:	Long Day flowering	
Finish Size	Liner/Pot	Weeks to Finish
Grande™	1	4 to 6
Quart	1	5 to 7
Royale™	1-3	7 to 9
10" basket/container	3-5	10 to 12

Grower Tips:

- Leaf purpling can occur when grown in low-fertility situations or cold temperatures.
- Very tolerant of cool temperatures, so can be moved outdoors early in the season once temperatures are above 28F (-2C).
- Treat with a preventative broad spectrum fungicidal drench at 1-2 weeks after transplant. Scout crops regularly (at least once a week) for disease & virus development.
- All Lamiums are susceptible to Downy Mildew, scout regularly when conditions are right for mildew development.
- Good air circulation, control of humidity, and good sanitation practices are critical. Good sanitation practices include keeping greenhouses clean at all times, eliminating weeds and debris, disinfecting equipment and greenhouses as often as possible, and keeping hose ends off the floor.
- Good water management practices are critical to healthy plant growth.

NOTES:



BRIGHT LIGHTS™ Yellow

Osteospermum hybrid USPPAF, Can PBRAF



Landscape Info:	
USDA zone:	9 to 11
Mature height:	8 to 12"
Exposure:	Full Sun
Irrigation:	Moderate

Features & Benefits:
A great new line of Osteospermum BRIGHT LIGHTS™ Yellow not only flowers early, but continues to rebloom into summer. Works for both fall and spring plantings. Dense growth with excellent branching and new growth and blooms cover the old flowers, so no deadheading needed.
8 to 12" spread in the landscape.

PW
PROVEN
WINNERS®
The #1 Plant Brand.®

Cultural info:		
pH/EC:	5.8- 6.2/ 0.6 - 0.9	
Fertilization:	150-200 ppm	
Light Level:	High	
Watering:	Dry to Moderate	
Rooting Out Temp:	65 – 72°F (18 - 22°C)	
Growing Temp:	55 - 65°F (12 - 18°C)	
Holding Temp:	40 - 50°F (5 - 10°C)	
Sales Window:	Spring to Fall Sales.	
Pinching:	Not needed.	
Vernalization:	NA	
Vigor Rating:	2	
Natural Day Flower:	Neutral	
Finish Size	Liner/Pot	Weeks to Finish
Grande™	1	4 to 6
Quart	1	5 to 7
Royale™	1-3	7 to 9
10" basket/container	3-5	10 to 12

Grower Tips:
<ul style="list-style-type: none"> • Good air circulation, control of humidity, and good sanitation practices are critical. Good sanitation practices include keeping greenhouses clean at all times, eliminating weeds and debris, disinfecting equipment and greenhouses as often as possible, and keeping hose ends off the floor. • Cooler temperatures and high light in production are best for highest quality crops. Especially for spring bud set and branching. • Treat with a preventative broad spectrum fungicidal drench at 1-2 weeks after transplant. Scout crops regularly (at least once a week) for disease development. • Removing the buds and flowers at transplant isn't necessary but can be beneficial. • Good water management practices are critical to healthy plant growth.
NOTES:

TIMELESS® Lavender Imp

Pelargonium hybrid



Landscape Info:	
USDA zone:	9 to 11
Mature height:	12-18"
Exposure:	Full Sun
Irrigation:	Moderate

Features & Benefits:
TIMELESS® Lavender Imp is an update to our popular timeless series. Improved branching and color intensity. Like all the TIMELESS® series these interspecific hybrids are heat and humidity tolerant and great performers all across North America and the southern markets.

PW
PROVEN
WINNERS®
The #1 Plant Brand.®

Cultural info:		
pH/EC:	6.0- 6.5/ 1.0 - 1.5	
Fertilization:	200 - 250	
Light Level:	High	
Watering:	Moderate	
Rooting Out Temp:	65 – 72°F (18 - 22°C)	
Growing Temp:	65 – 72°F (18 - 22°C)	
Holding Temp:	50 - 60°F (10C – 15C)	
Sales Window:	Spring through Fall Finish.	
Pinching:	None needed.	
Vernalization:	NA	
Vigor Rating:	2	
Natural Day Flower:	All times	
Finish Size	Liner/Pot	Weeks to Finish
Grande™	1	6 to 8
Quart	1	6 to 8
Royale™	1-3	8 to 9
10" basket/container	3-5	10 to 12

Grower Tips:
<ul style="list-style-type: none">• Once established grow cool for enhanced branching and color intensity.• Treat with a preventative broad spectrum fungicidal drench at 1-2 weeks after transplant. Scout crops regularly (at least once a week) for disease development.• Plant Growth regulators: Apply Cycocel at 750 to 1,000 ppm as needed. 1 to 2 applications of 350 ppm of Florel is the standard rate for Geraniums. First application should be applied 10 to 14 days after transplant and then repeated in 5 to 8 days, if desired.• Florel applications should be stopped 6 to 7 weeks before desired sell date.• Good air circulation, control of humidity, and good sanitation practices are critical.• Geraniums are sensitive to Iron and Magnesium toxicity, soil pH maintained above 6.0 will limit problems.• Geraniums are best grown with moderate moisture, do not keep too damp..• Good water management practices are critical to healthy plant growth.
NOTES:



SUPERTUNIA® Picasso in Purple™

Petunia hybrid ‘



Landscape Info:

USDA zone:	10 to 11
Mature height:	8 - 12"
Exposure:	Full Sun
Irrigation:	Moderate

Features & Benefits:

Supertunia® Picasso in Purple™.....

It has a slightly more upright habit, good branching, and great flower coverage so it is easy to grow in smaller pots. An all-season bloomer with great heat and humidity tolerance and the same vigor, habit, and disease resistance as other Supertunia®.

PW
PROVEN
WINNERS®
The #1 Plant Brand.®

Cultural info:

pH/EC:	5.5 - 5.8/ 1.0 – 2.0	
Fertilization:	200 - 300	
Light Level:	High	
Watering:	Moderate to Moist	
Rooting Out Temp:	65 - 72°F (18 - 22°C)	
Growing Temp:	55 - 65°F (12 - 18°C)	
Holding Temp:	40 - 50°F (5 - 10°C)	
Sales Window:	Early Spring through Fall Finish.	
Pinching:	Pinch as needed based on container size.	
Vernalization:	NA	
Vigor Rating:	3	
Natural Day Flower:	wk 9	
Finish Size	Liner/Pot	Weeks to Finish
Grande™	1	4 to 6
Quart	1	5 to 7
Royale™	1-3	7 to 9
10" basket/container	3-5	8 to 10

Grower Tips:

- **PROVEN PACKAGE required.**
- Watch pH and EC levels. Yellow growth tips often indicate iron deficiency caused by high soil pH.
- For hanging baskets and pots larger than 6" make a soft pinch at planting and trim around pot just prior to hanging.
- 10-15 ppm Sumagic spray or 1-3 ppm Bonzi drench are effective at controlling growth. Apply as needed. Cold temperatures will also effectively control growth.
- Treat with a preventative broad spectrum fungicidal drench at 1-2 weeks after transplant. Scout crops regularly (at least once a week) for disease development.
- Good air circulation, control of humidity, and good sanitation practices are critical. Good water management practices are critical to healthy plant growth.
- Growth Regulator Disclaimer: Check manufacturers labels for approved rates and usage recommendations.

NOTES:

SUPERTUNIA® Really Red

Petunia hybrid



Landscape Info:

USDA zone:	10 to 11
Mature height:	8 - 12"
Exposure:	Full Sun
Irrigation:	Moderate

Features & Benefits:

SUPERTUNIA® Really Red is a long awaited replacement for our SUPERTUNIA® Red. What's improved? The color is much more true deep red, the plant habit is more mounding and flowering is 3 weeks earlier.

Similar to Supertunia® Limoncello in vigor and size.

All-season blooming and great heat and humidity tolerance.

PW
PROVEN
WINNERS®
The #1 Plant Brand.®

Cultural info:

pH/EC:	5.5 - 5.8/ 1.0 – 2.0	
Fertilization:	200 - 300	
Light Level:	High	
Watering:	Moderate to Moist	
Rooting Out Temp:	65 - 72°F (18 - 22°C)	
Growing Temp:	55 - 65°F (12 - 18°C)	
Holding Temp:	40 - 50°F (5 - 10°C)	
Sales Window:	Early Spring through Fall Finish.	
Pinching:	Pinch as needed based on container size.	
Vernalization:	NA	
Vigor Rating:	3	
Natural Day Flower:	wk 9	
Finish Size	Liner/Pot	Weeks to Finish
Grande™	1	4 to 6
Quart	1	5 to 7
Royale™	1-3	7 to 9
10" basket/container	3-5	8 to 10

Grower Tips:

- Watch pH and EC levels. Yellow growth tips often indicate iron deficiency caused by high soil pH.
- For hanging baskets and pots larger than 6" make a soft pinch at planting and trim around pot just prior to hanging.
- 10-15 ppm Sumagic spray or 1-3 ppm Bonzi drench are effective at controlling growth. Apply as needed. Cold temperatures will also effectively control growth.
- Treat with a preventative broad spectrum fungicidal drench at 1-2 weeks after transplant. Scout crops regularly (at least once a week) for disease development.
- Good air circulation, control of humidity, and good sanitation practices are critical. Good water management practices are critical to healthy plant growth.
- Growth Regulator Disclaimer: Check manufacturers labels for approved rates and usage recommendations.

NOTES:



SUPERTUNIA® Vista Fuchsia Imp

Petunia hybrid



Landscape Info:

USDA zone:	10 to 11
Mature height:	18 - 24"
Exposure:	Full Sun
Irrigation:	Moderate

Features & Benefits:

Nothing BEATS Supertunia Vista Petunias for garden performance. The new Vista Fuchsia Improved now matches Vista Bubblegum and Vista Silverberry perfectly. Great heat and humidity tolerance. Great plant for the landscape. A Must grow Supertunia!

PW
PROVEN
WINNERS®
The #1 Plant Brand.®

Cultural info:

pH/EC:	5.5 - 5.8/ 1.0 – 2.0	
Fertilization:	200 - 300	
Light Level:	High	
Watering:	Moderate to Moist	
Rooting Out Temp:	65 - 72°F	
Growing Temp:	55 - 65°F	
Holding Temp:	40 - 50°F	
Sales Window:	Early Spring through Fall Finish.	
Pinching:	Pinch as needed based on container size.	
Vernalization:	NA	
Vigor Rating:	3	
Natural Day Flower:	wk 8	
Finish Size	Liner/Pot	Weeks to Finish
Grande™	1	4 to 6
Quart	1	5 to 7
Royale™	1-3	7 to 9
10" basket/container	3-5	8 to 10

Grower Tips:

- Watch pH and EC levels. Yellow growth tips often indicate iron deficiency caused by high soil pH.
- For hanging baskets and pots larger than 6" make a soft pinch at planting and trim around pot just prior to hanging.
- 10-15 ppm Sumagic spray or 1-3 ppm Bonzi drench are effective at controlling growth. Apply as needed. Cold temperatures will also effectively control growth.
- Treat with a preventative broad spectrum fungicidal drench at 1-2 weeks after transplant. Scout crops regularly (at least once a week) for disease development.
- Good air circulation, control of humidity, and good sanitation practices are critical. Good water management practices are critical to healthy plant growth.
- Growth Regulator Disclaimer: Check manufacturers labels for approved rates and usage recommendations.

NOTES:

SNOWSTORM® Blue Imp

Sutera hybrid



Landscape Info:

USDA zone:	9 to 11
Mature height:	4 - 12"
Exposure:	Full Sun to part shade
Irrigation:	Moderate

Features & Benefits:

Sutera Snowstorm® Blue Improved is a great addition to the Snowstorm® line up. Compared to the original Snowstorm® Blue, the improved version has greater summer performance with masses of blue flowers throughout the season.

Flower color is a richer deeper blue, but flower performance is greatly improved.

PW
PROVEN
WINNERS®
The #1 Plant Brand.®

Cultural info:

pH/EC:	5.5 - 5.8/ 1.0 – 2.0	
Fertilization:	150 - 200	
Light Level:	Medium to High	
Watering:	Moderate to Moist	
Rooting Out Temp:	65 - 72°F	
Growing Temp:	65 - 72°F	
Holding Temp:	50 - 60°F	
Sales Window:	Early Spring through Summer Finish.	
Pinching:	Pinch as needed based on container size.	
Vernalization:	NA	
Vigor Rating:	3	
Natural Day Flower:	wk 9	
Finish Size	Liner/Pot	Weeks to Finish
Grande™	1	4 to 6
Quart	1	5 to 7
Royale™	1-3	7 to 9
10" basket/container	3-5	8 to 10

Grower Tips:

- Treat with preventative broad spectrum fungicidal drench one week after transplant.
- Scout crops regularly (at least once a week) for disease development.
- Good air circulation, control of humidity, and good sanitation practices are critical. Scout for Botrytis and if possible irrigate early in the day.
- Good sanitation practices include keeping greenhouses clean at all times, eliminating weeds and debris, disinfecting equipment and greenhouses as often as possible, and keeping hose ends off the floor.
- Good water management practices are critical to healthy plant growth.
- B-9 at 500-750 ppm is effective. Snowstorm® White and Snowstorm® Giant Snowflake tend to be more vigorous than other sutera, Bonzi at a low rate is effective at controlling the growth on these plants.
- Growth Regulator Disclaimer: Check manufacturers labels for approved rates and usage recommendations.



SUPERBENA® Royale Peachy Keen Improved

Verbena hybrid '



Landscape Info:

USDA zone:	8 to 11
Mature height:	6 - 12"
Exposure:	Full Sun
Irrigation:	Moderate

Features & Benefits:

The improvements of Royale Peachy Keen Improved over the original include: stronger vigor, larger flower size, improved powdery mildew resistance. Like all Superbena,® Royale Peachy Keen Improved is extremely heat and drought tolerant. The early compact habit makes it easy to grow in Grande production yet it becomes a vigorous spreader for the consumer.



Cultural info:

pH/EC:	5.8- 6.2/ 0.6 - 0.9	
Fertilization:	150 - 200	
Light Level:	High	
Watering:	Moderate to Moist	
Rooting Out Temp:	65 - 72°F	
Growing Temp:	65 - 72°F	
Holding Temp:	50 - 60°F	
Sales Window:	Early Spring through Fall finish.	
Pinching:	Pinch at 1-2 weeks after transplant if needed.	
Vernalization:	NA	
Vigor Rating:	3	
Natural Day Flower:	wk 11-14	
Finish Size	Liner/Pot	Weeks to Finish
Grande™	1	4 to 6
Quart	1	5 to 7
Royale™	1-3	7 to 9
10" basket/container	3-5	8 to 12

Grower Tips:

- High light in production is essential.
- Compact early habit is great for smaller container production. Growth can be controlled using lower temperatures.
- Low pH and severe dry down can cause iron toxicity if supplemental iron has been applied.
- Sumagic at 5-10 ppm may be used to keep neighboring pots from growing into each other. Check manufacturers labels for approved rates and usage recommendations.
- Proper air circulation, humidity control and water management will aid in control and prevention. A routine a preventative fungicidal spray program is encouraged.
- Good air circulation, control of humidity, and good sanitation practices are critical. Good sanitation practices include keeping greenhouses clean at all times, eliminating weeds and debris, disinfecting equipment and greenhouses as often as possible, and keeping hose ends off the floor.
- Good water management practices are critical to healthy plant growth. Avoid overhead watering late in the day.

NOTES:

SUPERBENA® Royale Romance

Verbena hybrid



Landscape Info:

USDA zone:	8 to 11
Mature height:	6-12"
Exposure:	Full Sun
Irrigation:	Moderate

Features & Benefits:

Superbena® Royale Romance has rich merlot colored florets which add a new color for the Royale collection. Like all Superbena® Royale Romance has exceptional powdery mildew resistance and is heat and drought tolerant. The early compact habit makes it easy to grow in Grande production yet becomes a vigorous spreader for the consumer

PW
PROVEN
WINNERS®
The #1 Plant Brand.®

Cultural info:

pH/EC:	5.8- 6.2/ 0.6 - 0.9	
Fertilization:	150 - 200	
Light Level:	High	
Watering:	Moderate to Moist	
Rooting Out Temp:	65 - 72°F	
Growing Temp:	65 - 72°F	
Holding Temp:	50 - 60°F	
Sales Window:	Early Spring through Fall finish.	
Pinching:	Pinch at 1-2 weeks after transplant if needed.	
Vernalization:	NA	
Vigor Rating:	3	
Natural Day Flower:	wk 8	
Finish Size	Liner/Pot	Weeks to Finish
Grande™	1	4 to 6
Quart	1	5 to 7
Royale™	1-3	7 to 9
10" basket/container	3-5	8 to 12

Grower Tips:

- High light in production is essential.
- Compact early habit is great for smaller container production. Growth can be controlled using lower temperatures.
- Low pH and severe dry down can cause iron toxicity if supplemental iron has been applied.
- Sumagic at 5-10 ppm may be used to keep neighboring pots from growing into each other. Check manufacturers labels for approved rates and usage recommendations.
- Proper air circulation, humidity control and water management will aid in control and prevention. A routine a preventative fungicidal spray program is encouraged.
- Good air circulation, control of humidity, and good sanitation practices are critical. Good sanitation practices include keeping greenhouses clean at all times, eliminating weeds and debris, disinfecting equipment and greenhouses as often as possible, and keeping hose ends off the floor.
- Good water management practices are critical to healthy plant growth. Avoid overhead watering late in the day.

NOTES:



ANYTIME® Quartz Imp

Viola hybrid



Landscape Info:	
USDA zone:	7 to 11
Mature height:	6 - 10"
Exposure:	Full Sun
Irrigation:	Moderate

Features & Benefits:
Pansiola Anytime® Quartz Improved has been rebuilt from the ground up. Flower colors are stronger and not affected by heat. Easy to grow and constantly in bloom this plant is a great addition to landscape or as a filler in containers! The Anytime® Pansiolas feature the best traits of a pansy and a viola offering the cool season performance consumers expect with a longer bloom season and great heat tolerance.

PW
PROVEN
WINNERS®
 The #1 Plant Brand.®

Cultural info:		
pH/EC:	5.8 - 6.2/ 0.6 - 0.9	
Fertilization:	150 - 200	
Light Level:	Moderate	
Watering:	Moderate to Moist	
Rooting Out Temp:	65 - 70°F	
Growing Temp:	55 - 65°F	
Holding Temp:	40 - 50°F	
Sales Window:	Early Spring through Fall Finish.	
Pinching:	None needed.	
Vernalization:	NA	
Vigor Rating:	2	
Natural Day Flower:	All times	
Finish Size	Liner/Pot	Weeks to Finish
Grande™	1	5 to 6
Quart	1	6 to 7
Royale™	1-3	8 to 10
10" basket/container	3-5	10 to 12

Grower Tips:
<ul style="list-style-type: none"> Once established grow cool; display and sell in a cool greenhouse area or outside if possible. Treat with a preventative broad spectrum fungicidal drench at 1-2 weeks after transplant. Scout crops regularly (at least once a week) for disease development. Good air circulation, control of humidity, and good sanitation practices are critical. Good sanitation practices include keeping greenhouses clean at all times, eliminating weeds and debris, disinfecting equipment and greenhouses as often as possible, and keeping hose ends off the floor. Good water management practices are critical to healthy plant growth.
NOTES:



Tab 2

Perennials

'Storm Cloud'

Amsonia tabernaemontana *



Landscape Info:

USDA zone:	4 to 9
Mature height:	24-30"
Exposure:	Full Sun - Part Shade
Irrigation:	Moderate

Features & Benefits:

This hotly-anticipated new genus to the Proven Winners® Perennial lineup is sure to impress! Stems emerge near-black like a storm cloud and keep their dark color through spring. Dark green leaves have silver veins. Light periwinkle flowers cover the wide, shrub-like, mounded habit in late spring and flowers up to 5 weeks.

PW
PROVEN
WINNERS®
The #1 Plant Brand.®

Cultural info:

pH/EC (pour through):	5.8 - 6.2 / 1.5 – 2.0	
Fertilization:	50 – 100 ppm N every irrigation	
Light Level:	High	
Watering:	Moderate to Moist	
Rooting Out Temp:	65 – 70 F	
Growing Temp:	60 – 65 F	
Holding Temp:	45 – 50 F	
Sales Window:	Early Spring – Early Summer finish	
Pinching:	Not recommended	
Vernalization:	Required 8 – 9 weeks	
Vigor Rating:	Moderate	
Natural Day Flower:	Day Neutral	
Finish Size	Liner/Pot	Weeks to Finish
Grande™	N/A	N/A
Quart	N/A	N/A
Premium One Gallon	1 Bare root	6 - 8
2 - 3 gal	N/A	N/A

Grower Tips:

- Plant bare root in spring with eyes slightly below the soil line in the container. Roots can be trimmed to fit the container.
- If planting from small plugs it is recommended to plant in late spring for next season's sales window. This allows time for the plant to form the crown necessary to produce a full good looking plant.
- Amsonia should be vernalized for 8 – 10 weeks. This will allow for a reduced forcing time and a higher quality plant.
- If height control is desired apply paclobutrazol at 30 ppm as plants reach 4-6 inches tall.

FRUIT PUNCH® ‘Black Cherry Frost’

Dianthus hybrid *




Landscape Info:	
USDA zone:	4 to 9
Mature height:	8-10"
Exposure:	Full Sun - Part Shade
Irrigation:	Moderate

Features & Benefits:
Fruit Punch® ‘Black Cherry Frost’ is the new and improved ‘Black Cherry Wild’! This has more consistent, formal flowers than its predecessor. Semi-double, velvety red flowers have a very fine white edge to the petals. Silvery blue foliage. Flowers appear in early summer, and a quick shearing after flowering will encourage them to re-bloom in early fall.



Cultural info:		
pH/EC pour through	5.5 - 6.2/ 1.25 – 2.0 (pour through)	
Fertilization:	50 - 100 ppm N	
Light Level:	High	
Watering:	Moderate to Moist	
Rooting Out Temp:	65 - 72 °F	
Growing Temp:	55 - 65 °F	
Holding Temp:	45 - 50 °F	
Sales Window:	Early Spring through Fall Finish.	
Pinching:	No pinching or growth regulators needed.	
Vernalization:	Cold Beneficial: 4-9 weeks at 35-40°F	
Vigor Rating:	Lower	
Natural Day Flower:	Day Neutral Long Day Beneficial	
Finish Size	Liner/Pot	Weeks to Finish
Grande™	1	5 to 7
Quart	1	5 to 7
Trade gallon	1	7 to 9
2 - 3 gal	NA	NA

Grower Tips:
<ul style="list-style-type: none">• The Fruit Punch® series all share the following traits: fully double or semi-double fragrant flowers, with good heat and humidity tolerance.• It is best to plant small plugs in mid to late summer. The results will be a much fuller plant in spring with better flower performance.• Grow under high light Long days will enhance growth.• When the pH is higher than 6.2 there is a much greater chance of iron deficiency.• Sensitive to high salt levels.• Keep foliage dry going into afternoon and evening hours• Will flower approximately 8 weeks after being warmed to 60 degrees.• Treat with preventative broad spectrum fungicidal drench at one week after transplant. Scout crops regularly (at least once a week) for disease development. Good air circulation, control of humidity, and good sanitation practices are critical.• Good sanitation practices include keeping greenhouses clean at all times, eliminating weeds and debris, disinfecting equipment and greenhouses as often as possible, and keeping hose ends off the floor. Good water management practices are critical to healthy plant growth.



FRUIT PUNCH® 'Spiked Punch'

Dianthus hybrid *



Landscape Info:

USDA zone:	4 to 9
Mature height:	6-8"
Exposure:	Full Sun - Part Shade
Irrigation:	Moderate

Features & Benefits:

Fruit Punch® 'Spiked Punch' is a brand new, unique color to the series. Incredibly vibrant fuchsia pink, double flowers have deep red eyes and heavily serrated petals. Steel blue foliage complements the flowers. Flowers appear in early summer, and a quick shearing after flowering will encourage them to re-bloom in early fall.

PW
PROVEN
WINNERS®
The #1 Plant Brand.*

Cultural info:

pH/EC pour through	5.5 - 6.2/ 1.25 – 2.0 (pour through)	
Fertilization:	50 - 100 ppm N	
Light Level:	High	
Watering:	Moderate to Moist	
Rooting Out Temp:	65 - 72 °F	
Growing Temp:	55 - 65 °F	
Holding Temp:	45 - 50 °F	
Sales Window:	Early Spring through Fall Finish.	
Pinching:	No pinching or growth regulators needed.	
Vernalization:	Cold Beneficial: 4-9 weeks at 35-40°F	
Vigor Rating:	Lower	
Natural Day Flower:	Day Neutral Long Day Beneficial	
Finish Size	Liner/Pot	Weeks to Finish
Grande™	1	5 to 7
Quart	1	5 to 7
Trade gallon	1	7 to 9
2 - 3 gal	NA	NA

Grower Tips:

- The Fruit Punch® series all share the following traits: fully double or semi-double fragrant flowers, with good heat and humidity tolerance.
- It is best to plant small plugs in mid to late summer. The results will be a much fuller plant in spring with better flower performance.
- Grow under high light Long days will enhance growth.
- When the pH is higher than 6.2 there is a much greater chance of iron deficiency.
- Sensitive to high salt levels.
- Keep foliage dry going into afternoon and evening hours.
- Will flower approximately 8 weeks after warmed to 60 degrees.
- Treat with preventative broad spectrum fungicidal drench at one week after transplant. Scout crops regularly (at least once a week) for disease development. Good air circulation, control of humidity, and good sanitation practices are critical.
- Good sanitation practices include keeping greenhouses clean at all times, eliminating weeds and debris, disinfecting equipment and greenhouses as often as possible, and keeping hose ends off the floor. Good water management practices are critical to healthy plant growth.
- Vernalization is needed for flowering and is beneficial for bulking.

'Paint the Town Magenta'

*Dianthus hybrid **



Landscape Info:	
USDA zone:	4 to 9
Mature height:	6-8"
Exposure:	Full Sun - Part Shade
Irrigation:	Moderate

Features & Benefits:
'Paint the Town Magenta' is the plant you've been looking for if you have hot summers. Single magenta pink flowers are incredibly vibrant, contrasting nicely with its glaucous blue foliage. Flowers appear in early summer, and a quick shearing after flowering will encourage light rebloom through early fall.

PW
PROVEN
WINNERS®
 The #1 Plant Brand.®

Cultural info:		
pH/EC pour through	5.5 - 6.2/ 1.25 – 2.0 (pour through)	
Fertilization:	50 - 100 ppm N	
Light Level:	High	
Watering:	Moderate to Moist	
Rooting Out Temp:	65 - 72 °F	
Growing Temp:	55 - 65 °F	
Holding Temp:	45 - 50 °F	
Sales Window:	Early Spring through Fall Finish.	
Pinching:	No pinching or growth regulators needed.	
Vernalization:	Cold Beneficial: 4-9 weeks at 35-40°F	
Vigor Rating:	Lower	
Natural Day Flower:	Day Neutral Long Day Beneficial	
Finish Size	Liner/Pot	Weeks to Finish
Grande™	1	5 to 7
Quart	1	5 to 7
Trade gallon	1	7 to 9
2 - 3 gal	NA	NA

Grower Tips:
<ul style="list-style-type: none"> 'Paint the Town Magenta' is a more heat tolerant variety appropriate for Northern and Southern growers alike. It is best to plant small plugs in mid to late summer. The results will be a much fuller plant in spring with better flower performance. Grow under high light Long days will enhance growth. When the pH is higher than 6.2 there is a much greater chance of iron deficiency. Sensitive to high salt levels. Keep foliage dry going into afternoon and evening hours. Will flower approximately 8 weeks after warmed to 60 degrees. Treat with preventative broad spectrum fungicidal drench at one week after transplant. Scout crops regularly (at least once a week) for disease development. Good air circulation, control of humidity, and good sanitation practices are critical. Good sanitation practices include keeping greenhouses clean at all times, eliminating weeds and debris, disinfecting equipment and greenhouses as often as possible, and keeping hose ends off the floor. Good water management practices are critical to healthy plant growth. Vernalization is needed for flowering and is beneficial for bulking.



'Paint the Town Fuchsia'

*Dianthus hybrid **



Landscape Info:

USDA zone:	4 to 9
Mature height:	6-8"
Exposure:	Full Sun - Part Shade
Irrigation:	Moderate

Features & Benefits:

'Paint the Town Fuchsia' is the plant you've been looking for if you have hot summers. Single fuchsia flowers with lavender centers are incredibly vibrant, contrasting nicely with its glaucous blue foliage. Flowers appear in early summer, and a quick shearing after flowering will encourage light rebloom through early fall.

PW
PROVEN
WINNERS®
The #1 Plant Brand.®

Cultural info:

pH/EC pour through	5.5 - 6.2/ 1.25 – 2.0 (pour through)	
Fertilization:	50 - 100 ppm N	
Light Level:	High	
Watering:	Moderate to Moist	
Rooting Out Temp:	65 - 72 °F	
Growing Temp:	55 - 65 °F	
Holding Temp:	45 - 50 °F	
Sales Window:	Early Spring through Fall Finish.	
Pinching:	No pinching or growth regulators needed.	
Vernalization:	Cold Beneficial: 4-9 weeks at 35-40°F	
Vigor Rating:	Lower	
Natural Day Flower:	Day Neutral Long Day Beneficial	
Finish Size	Liner/Pot	Weeks to Finish
Grande™	1	5 to 7
Quart	1	5 to 7
Trade gallon	1	7 to 9
2 - 3 gal	NA	NA

Grower Tips:

- 'Paint the Town Fuchsia' is a more heat tolerant variety appropriate for Northern and Southern growers alike.
- It is best to plant small plugs in mid to late summer. The results will be a much fuller plant in spring with better flower performance.
- Grow under high light Long days will enhance growth.
- When the pH is higher than 6.2 there is a much greater chance of iron deficiency.
- Sensitive to high salt levels.
- Keep foliage dry going into afternoon and evening hours.
- Will flower approximately 8 weeks after warmed to 60 degrees.
- Treat with preventative broad spectrum fungicidal drench at one week after transplant. Scout crops regularly (at least once a week) for disease development. Good air circulation, control of humidity, and good sanitation practices are critical.
- Good sanitation practices include keeping greenhouses clean at all times, eliminating weeds and debris, disinfecting equipment and greenhouses as often as possible, and keeping hose ends off the floor. Good water management practices are critical to healthy plant growth.
- Vernalization is needed for flowering and is beneficial for bulking.

RAINBOW RHYTHM® 'Tiger Swirl'

*Hemerocallis hybrid **



Landscape Info:

USDA zone:	3-9
Mature height	32"
Exposure:	Full to part sun
Irrigation:	Moderate

Features & Benefits:

A standout in the garden! The new and exciting shape of this new daylily matches the likes of 'Ruby Spider' and 'Primal Scream'. Triangular-shaped flowers are twisted into a "swirling" motion, hence the name. Huge, 6.5in, light golden yellow flowers with a pronounced raspberry red eye.

PW
PROVEN
WINNERS®
The #1 Plant Brand.®

Cultural info:

pH/EC (pour through)	6.0 – 6.5 / 2.0 – 3.0	
Fertilization:	100 – 150 ppm	
Light Level:	High	
Watering:	Moist	
Rooting Out Temp:	55 – 60 F	
Growing Temp:	55 – 65 F	
Holding Temp:	40 – 50 F	
Sales Window:	Spring – late summer	
Pinching:	No pinching required	
Vernalization:	Cold Beneficial 8 – 10 weeks	
Vigor Rating:	Moderate	
Natural Day Flower:	Flowers best under long days with high light levels.	
Finish Size	Liner/Pot	Weeks to Finish
Grande™	N/A	N/A
Quart	1	Grade 2 (6 - 8 weeks)
Premium 1 gallon	1	Grade 1 (9 – 12 weeks)
2 - 3 gal	1	Grade 1 (Summer planting for spring sales)

Grower Tips:

- For best results it is recommended to plant Hemerocallis in mid to late summer. This allows time for the plant to bulk up before winter and yields a fuller plant in spring with more flowers. This also allows for easy spring forcing if early season sales.
- High light intensities aid in flower production.
- Avoid burying the crown with more than 1 inch of soil.
- Vernalization shortens the time required to force into flower.



DOLCE® 'Appletini'

*Heuchera hybrid **



Landscape Info:	
USDA zone:	4-9
Mature height	8-10"
Exposure:	Part to Full Shade
Irrigation:	Moderate

Features & Benefits:
'Appletini' brings the flowering performance back to Coral Bells! Medium sized, lime green leaves have a silver overlay. Arguably the main feature of the plant is its ruby red flowers that bloom starting in early summer. Perfect size for containers, but also thrives in the landscape.

PW
PROVEN
WINNERS®
 The #1 Plant Brand.®

Cultural info:		
pH/EC (pour through)	5.5 – 6.2 / 2.0 – 3.0	
Fertilization:	75 – 100 ppm N (at each irrigation)	
Light Level:	Moderate	
Watering:	Moderate to moist	
Rooting Out Temp:	65 – 72 F	
Growing Temp:	65 – 72 F	
Holding Temp:	40 – 50 F	
Sales Window:	Early Spring through Fall	
Pinching:	Not needed	
Vernalization:	Required for flowers (6 – 8 weeks)	
Vigor Rating:	Moderate	
Natural Day Flower:	Day Neutral	
Finish Size	Liner/Pot	Weeks to Finish
Grande™	1	4 – 5 weeks
Quart	1	5 – 6 weeks
Premium 1 gallon	1	8 – 10 weeks
2 - 3 gal	1	14 – 16 weeks

Grower Tips:
<ul style="list-style-type: none"> • Provide light shade to keep plants from scorching. • Botrytis can be a problem under cold, wet, low light conditions. • Use cool temperatures to hold plants one they reach the size desired. • Avoid overly wet conditions as it may lead to crown and root rot or a poorly performing plant. Allow plants to dry slightly between irrigation cycles.

DOLCE® 'Silver Gumdrop'

Heuchera hybrid *



Landscape Info:

USDA zone:	4-9
Mature height	5-6"
Exposure:	Sun to shade
Irrigation:	Moderate

Features & Benefits:

A truly silver Heuchera with pink flowers to match! The leaves form a small and petite mound of foliage, perfect for small spaces in the garden or containers. 20-24" tall flower scapes have vibrant pink flowers. The leaves take on a rosy blush later in the season.

PW
PROVEN
WINNERS®
The #1 Plant Brand.®

Cultural info:

pH/EC (pour through)	5.5 – 6.2 / 2.0 – 3.0	
Fertilization:	75 – 100 ppm N (at each irrigation)	
Light Level:	Moderate	
Watering:	Moderate to moist	
Rooting Out Temp:	65 – 72 F	
Growing Temp:	65 – 72 F	
Holding Temp:	40 – 50 F	
Sales Window:	Early Spring through Fall	
Pinching:	Not needed	
Vernalization:	Required for flowers (6 – 8 weeks)	
Vigor Rating:	Moderate	
Natural Day Flower:	Day Neutral	
Finish Size	Liner/Pot	Weeks to Finish
Grande™	1	4 – 5 weeks
Quart	1	5 – 6 weeks
Premium 1 gallon	1	8 – 10 weeks
2 - 3 gal	1	14 – 16 weeks

Grower Tips:

- Provide light shade to keep plants from scorching.
- Botrytis can be a problem under cold, wet, low light conditions.
- Use cool temperatures to hold plants once they reach the size desired.
- Avoid overly wet conditions as it may lead to crown and root rot or a poorly performing plant. Allow plants to dry slightly between irrigation cycles.



PRIMO™ 'Pretty Pistachio'

*Heuchera hybrid **



Landscape Info:

USDA zone:	4-9
Mature height:	8-10"
Exposure:	Part to full shade
Irrigation:	Moderate

Features & Benefits:

A great perennial prized for its flowering and garden performance alike. A big and beautiful plant: chartreuse leaves mellow to lime green in summer. Huge, medium pink flowers rebloom from midsummer until frost on 20-24" scapes.

PW
PROVEN
WINNERS®
The #1 Plant Brand.®

Cultural info:

pH/EC (pour through):	5.5 – 6.2 / 2.0 – 3.0	
Fertilization:	75 – 100 ppm N (at each irrigation)	
Light Level:	Moderate	
Watering:	Moderate to moist	
Rooting Out Temp:	65 – 72 F	
Growing Temp:	65 – 72 F	
Holding Temp:	40 – 50 F	
Sales Window:	Early Spring through Fall	
Pinching:	Not needed	
Vernalization:	Required for flowers (6 – 8 weeks)	
Vigor Rating:	Moderate	
Natural Day Flower:	Day Neutral	
Finish Size	Liner/Pot	Weeks to Finish
Grande™	1	4 – 5 weeks
Quart	1	5 – 6 weeks
Premium 1 gallon	1	8 – 10 weeks
2 - 3 gal	1	14 – 16 weeks

Grower Tips:

- Provide light shade to keep plants from scorching.
- Botrytis can be a problem under cold, wet, low light conditions.
- Use cool temperatures to hold plants once they reach the size desired.
- Avoid overly wet conditions as it may lead to crown and root rot or a poorly performing plant. Allow plants to dry slightly between irrigation cycles.

PRIMO™ 'Black Pearl'

Heuchera hybrid *



Landscape Info:

USDA zone:	4-9
Mature height:	8-10"
Exposure:	Sun to shade
Irrigation:	Moderate

Features & Benefits:

In our opinion, the best black Heuchera yet! Forms an incredibly dense clump of jet black, shiny foliage that you need to touch to see if it's real. Scalloped edges give this a more unique and polished look than typical Coral Bells. White flowers with pink calyxes in midsummer on 18-20" scapes (requires vernalization).

PW
PROVEN
WINNERS®
The #1 Plant Brand.®

Cultural info:

pH/EC (pour through):	5.5 – 6.2 / 2.0 – 3.0	
Fertilization:	75 – 100 ppm N (at each irrigation)	
Light Level:	Moderate	
Watering:	Moderate to moist	
Rooting Out Temp:	65 – 72 F	
Growing Temp:	65 – 72 F	
Holding Temp:	40 – 50 F	
Sales Window:	Early Spring through Fall	
Pinching:	Not needed	
Vernalization:	Required for flowers (6 – 8 weeks)	
Vigor Rating:	Moderate	
Natural Day Flower:	Day Neutral	
Finish Size	Liner/Pot	Weeks to Finish
Grande™	1	4 – 5 weeks
Quart	1	5 – 6 weeks
Premium 1 gallon	1	8 – 10 weeks
2 - 3 gal	1	14 – 16 weeks

Grower Tips:

- Provide light shade to keep plants from scorching, but this variety can handle more sun.
- Botrytis can be a problem under cold, wet, low light conditions.
- Use cool temperatures to hold plants once they reach the size desired.
- Avoid overly wet conditions as it may lead to crown and root rot or a poorly performing plant. Allow plants to dry slightly between irrigation cycles.



FUN AND GAMES® 'Red Rover'

*Heucherella hybrid **



Landscape Info:

USDA zone:	4-9
Mature height:	6-8"
Exposure:	Part to full shade
Irrigation:	Moderate

Features & Benefits:

Coppery red emerging leaves have finger-like, lobed leaves that give it a unique look in the garden. More intense red than 'Hopscotch'. A *Heuchera villosa* hybrid, meaning it is more tolerant of hot and humid summers. Cream flowers in late spring on 28-34" spikes.

PW
PROVEN
WINNERS®
The #1 Plant Brand.®

Cultural info:

pH/EC (pour through):	5.5 – 6.2 / 2.0 – 3.0	
Fertilization:	75 – 100 ppm N (at each irrigation)	
Light Level:	Moderate	
Watering:	Moderate to moist	
Rooting Out Temp:	65 – 72 F	
Growing Temp:	65 – 72 F	
Holding Temp:	40 – 50 F	
Sales Window:	Early Spring through Fall	
Pinching:	Not needed	
Vernalization:	Required for flowers (6 – 8 weeks)	
Vigor Rating:	Moderate	
Natural Day Flower:	Day Neutral	
Finish Size	Liner/Pot	Weeks to Finish
Grande™	1	4 – 5 weeks
Quart	1	5 – 6 weeks
Premium 1 gallon	1	8 – 10 weeks
2 - 3 gal	1	14 – 16 weeks

Grower Tips:

- Provide light shade to keep plants from scorching.
- Botrytis can be a problem under cold, wet, low light conditions.
- Use cool temperatures to hold plants one they reach the size desired.
- Avoid overly wet conditions as it may lead to crown and root rot or a poorly performing plant. Allow plants to dry slightly between irrigation cycles.

FUN AND GAMES® ‘Hopscotch’

Heucherella hybrid *



Landscape Info:	
USDA zone:	4-9
Mature height	10-12"
Exposure:	Part to Full Shade
Irrigation:	Moderate

Features & Benefits:
This shade-loving foliage plant has beautiful red emerging foliage that lightens to bronze red. More orange color than ‘Red Rover’. Lobed leaves have a lacy texture. A <i>Heuchera villosa</i> hybrid, meaning it is more tolerant of hot and humid summers. Cream flowers in late spring on 16-20" scapes.



Cultural info:		
pH/EC (pour through):	5.5 – 6.2 / 2.0 – 3.0	
Fertilization:	75 – 100 ppm N (at each irrigation)	
Light Level:	Moderate	
Watering:	Moderate to moist	
Rooting Out Temp:	65 – 72 F	
Growing Temp:	65 – 72 F	
Holding Temp:	40 – 50 F	
Sales Window:	Early Spring through Fall	
Pinching:	Not needed	
Vernalization:	Required for flowers (6 – 8 weeks)	
Vigor Rating:	Moderate	
Natural Day Flower:	Day Neutral	
Finish Size	Liner/Pot	Weeks to Finish
Grande™	1	4 – 5 weeks
Quart	1	5 – 6 weeks
Premium 1 gallon	1	8 – 10 weeks
2 - 3 gal	1	14 – 16 weeks

Grower Tips:
<ul style="list-style-type: none">• Provide light shade to keep plants from scorching.• Botrytis can be a problem under cold, wet, low light conditions.• Use cool temperatures to hold plants one they reach the size desired.• Avoid overly wet conditions as it may lead to crown and root rot or a poorly performing plant. Allow plants to dry slightly between irrigation cycles.



SUMMERIFIC® ‘Ballet Slippers’

*Hibiscus hybrid **



Landscape Info:

USDA zone:	4 to 9
Mature height:	4'
Exposure:	Full Sun
Irrigation:	Frequent

Features & Benefits:

A much needed feminine color to the Summerific® Series! Huge, 7" white flowers have heavily overlapping petals and a red eye. The edges of the petals are touched with blush pink. Bright green foliage forms a polished, upright habit at the right size to match recent additions 'Berry Awesome' and 'Perfect Storm'. Can't miss!

PW
PROVEN
WINNERS®
The #1 Plant Brand.®

Cultural info:

pH/EC (2:1 extract):	5.5- 6.2 / 2.50 – 3.5 (pour through)	
Fertilization:	150 - 200 ppm N	
Light Level:	High	
Watering:	Moderate to Moist	
Rooting Out Temp:	65 - 72 °F	
Growing Temp:	70 - 75 °F	
Holding Temp:	70 - 75 °F	
Sales Window:	Summer.	
Pinching:	Pinch top growth back leaving only 3 – 5 nodes	
Vernalization:	No cold required	
Vigor Rating:	High	
Natural Day Flower:	Long Day required	
Finish Size	Liner/Pot	Weeks to Finish
Grande™	NA	NA
Quart	NA	NA
Premium 1 gallon	NA	NA
2 - 3 gal	1	12-14 wks

Grower Tips:

- ‘Ballet Slippers’ would be the centerpiece for a sunny garden. Blooms from late summer into early fall.
- All varieties in the Summerific® series are indeterminate plants, which means that all developed buds will bloom over an extended flowering period usually 3-4 weeks longer than other hibiscus varieties.
- Minimum of 12 hours of day length are needed for flowering.
- Best in full sun but tolerates part shade, average to consistent moisture.
- Deer resistant; attracts hummingbirds, best in landscapes.
- Treat with preventative broad spectrum fungicidal drench at one week after transplant. Scout crops regularly (at least once a week) for disease and pest development. Thrip, aphid, white fly and spider mites can be problematic, treat as necessary.
- Good water management practices are critical to healthy plant growth.
- PGR recommendations:
Uniconazole drench 1 week after pinch at 1 ppm or spray at 5ppm. Rates may need to be higher in the south.

PRAIRIE WINDS® 'Blue Paradise'

Schizachyrium scoparium hybrid *



Landscape Info:

USDA zone:	3-9
Mature height:	3-3½'
Exposure:	Full sun
Irrigation:	Low to moderate

Features & Benefits:

The perfect native ornamental grass! Unlike other little bluestem, 'Blue Paradise' forms a bushy, full habit. Striking blue leaves in summer transition to dramatic wine purple leaves in fall. Stays upright all season long!

PW
PROVEN
WINNERS®
The #1 Plant Brand.®

Cultural info:

pH/EC (pour through):	6.0 – 6.5 / 2.0 – 3.0	
Fertilization:	100 – 150 ppm N (each irrigation)	
Light Level:	High	
Watering:	Moderate to moist	
Rooting Out Temp:	68 – 75 F	
Growing Temp:	68 – 75 F	
Holding Temp:	50 – 60 F	
Sales Window:	Late Spring to Fall	
Pinching:	Not needed	
Vernalization:	Required 8 – 10 weeks	
Vigor Rating:	Moderate	
Natural Day Flower:	Long Days Required	
Finish Size	Liner/Pot	Weeks to Finish
Grande™	NA	NA
Quart	NA	NA
Premium 1 gallon	1	Large plug 7-9 weeks
2 - 3 gal	1	Plant summer of year prior to sales

Grower Tips:

- Warm season grasses perform best when planted in the summer and sold the following spring to fall.
- Avoid prolonged wet conditions as it may cause crown rot.



'Charlotte's Web'

*Tradescantia hybrid**



Landscape Info:

USDA zone:	3-9
Mature height:	16-18"
Exposure:	Sun to Shade
Irrigation:	Moderate

Features & Benefits:

'Charlotte's Web' is a gold foliage Spiderwort that doesn't burn in sun! Tested in Michigan, this native cultivar produces chartreuse foliage that turns gold with more sun exposure. The leaves form an arching, bushy habit. Soft blue flowers cover the plant all summer. Like all Tradescantia, the flowers open in the morning and close in the afternoon on sunny days.

PW
PROVEN
WINNERS®
 The #1 Plant Brand.®

Cultural info:

pH/EC (2:1 extract):	5.8 – 6.5 / 1.5 – 2.5	
Fertilization:	75 – 100 ppm N (each irrigation)	
Light Level:	Moderate to High	
Watering:	Moderate to Moist	
Rooting Out Temp:	65 – 68 F	
Growing Temp:	65 – 68 F	
Holding Temp:	50 – 60 F	
Sales Window:	Spring through late summer	
Pinching:	Beneficial	
Vernalization:	Beneficial	
Vigor Rating:	Vigorous	
Natural Day Flower:	Long days required	
Finish Size	Liner/Pot	Weeks to Finish
Grande™	1	4 – 5
Quart	1	4 - 5
Premium 1 gallon	1	Plugs 10 -12 / Bare root 6 - 8
2 - 3 gal	NA	NA

Grower Tips:

- Good air circulation and water drainage are important. Use a well drained soil mix.
- Treat with preventative broad spectrum fungicidal drench at one week after transplant. Scout crops regularly (at least once a week) for disease development.
- Good air circulation, control of humidity, and good sanitation practices are critical.
- High light levels are essential in production for optimal growth.
- Once vernalized, plants can flower in about 8 weeks, BUT Long days are essential.

MAGIC SHOW® 'Pink Potion'

*Veronica hybrid**



Landscape Info:	
USDA zone:	4 to 8
Mature height:	14-16"
Exposure:	Full - Part Sun
Irrigation:	Moderate


Features & Benefits:
Magic Show® 'Pink Potion' Veronica has baby pink flower wands that bloom in early to midsummer. The plant forms a short, compact, full clump of deep green foliage and is nicely proportioned with the flowers comprising about half the total height. A deer resistant plant!

PW
PROVEN
WINNERS®
 The #1 Plant Brand.®

Cultural info:		
pH/EC (2:1 extract):	5.5 - 6.2/ 0.6 - 0.9	
Fertilization:	75 - 100 ppm N	
Light Level:	Med - High	
Watering:	Moderate	
Rooting Out Temp:	65 - 72 °F	
Growing Temp:	65 - 72 °F	
Holding Temp:	40 - 50 °F	
Sales Window:	Late Spring through Summer Fall finish.	
Pinching:	Beneficial for plugs / Not needed for bare root	
Vernalization:	Required: 9 weeks at 35-40°F	
Vigor Rating:	Moderate	
Natural Day Flower:	Day Neutral	
Finish Size	Liner/Pot	Weeks to Finish
Grande™	1	8 to 9
Quart	1	8 to 9
Premium 1 gallon	1	Bare root 6 to 8 / Plugs 10 to 12
2 - 3 gal	NA	NA

Grower Tips:
<ul style="list-style-type: none"> • Magic Show® 'Pink Potion' may be grown in quarts to 2 gallon containers. • NOTE: the cultivars 'Pink Potion' and 'Hocus Pocus' will not flower without vernalization. Bare root in spring will be vernalized. • Scout for aphids and thrips, treat as needed. • Treat with preventative broad spectrum fungicidal drench at one week after transplant. Scout crops regularly (at least once a week) for disease development. • Good air circulation, control of humidity, and good sanitation practices are critical. • Good water management practices are critical to healthy plant growth. • B-Nine at 2500 ppm or Sumagic at 5 ppm can help control stretch if needed. • Growth Regulator Disclaimer: Check manufacturers labels for approved rates and usage recommendations.:





Tab 3

Color

Choice

Bloom-A-Thon® White

Rhododendron x 'RLH1-3P3'
USPP 21,512



Landscape Info:	
USDA zone:	6b – 9
Mature height:	2.5 - 3'
Exposure:	Partial shade
Irrigation:	Medium

Features & Benefits:
The Bloom-A-Thon series of reblooming azaleas offers 20+ weeks of color on handsome plants with glossy, disease-resistant foliage. More shade tolerant than other re-bloomers.
Bloom-A-Thon® White forms a tight, compact mound and is ideal for edging and formal gardens.



Cultural info:		
pH/EC (2:1 extract):	5.0 - 6.0 / 0.6 - 2.0	
Fertilization:	100 - 150 ppm N	
Light Level:	Moderate (55% shade)	
Watering:	Dry to moderate (good drainage essential)	
Rooting Out Temp:	65° - 72° F	
Growing Temp:	60° - 65° F	
Holding Temp:	40° - 50° F	
Sales Window:	Spring through fall in warm climates; spring through mid-summer at colder end of range	
Pinching:	Not required but may be sheared or trimmed after spring bloom for shaping and dense growth.	
Vernalization:	Not required.	
Vigor Rating:	Moderate	
Natural Day Flower:	Spring, then mid-summer through fall	
Finish Size	Liner/Pot	Weeks to Finish
Grande™	NA	
Quart	NA	
2 - 3 gal	1	Varies by growing location

Grower Tips:
<ul style="list-style-type: none"> Bloom-A-Thon azaleas bloom on old wood in spring, then after a brief rest, bloom on new wood mid-summer through fall. A light trim or shear after the spring bloom will encourage better rebloom and allow the plant to be shaped as desired. Fertilize at this point as well. Avoid overwatering, which can cause root rot, particularly when potted into a much larger container. Rebloom occurs roughly 8 weeks after spring bloom is completed. Do not prune or pinch after mid-July, when buds begin to set for the following season. Taper off fertilizing by mid-summer, especially at the colder end of the hardiness range. Fall planting is not recommended in the colder areas of the hardiness range.
NOTES:

Bloom-A-Thon® Pink Double

Rhododendron x 'RLH1-2P8'
USPP #21,477



Landscape Info:

USDA zone:	6b - 9
Mature height:	3.5 - 4.5'
Exposure:	Partial shade
Irrigation:	Medium

Features & Benefits:

The Bloom-A-Thon series of reblooming azaleas offers 20+ weeks of color on handsome plants with glossy, disease-resistant foliage. More shade tolerant than other rebloomers.

Bloom-A-Thon® Pink Double has very showy double flowers and an exceptionally high bud set. It is breeder Bob Head's personal favorite of the series.

PW
PROVEN
WINNERS®
The #1 Plant Brand.®

Cultural info:

pH/EC (2:1 extract):	5.0 - 6.0 / 0.6 – 2.0	
Fertilization:	100 – 150 ppm N	
Light Level:	Moderate (55% shade)	
Watering:	Dry to moderate (good drainage essential)	
Rooting Out Temp:	65° - 72° F	
Growing Temp:	60° - 65° F	
Holding Temp:	40° - 50° F	
Sales Window:	Spring through fall in warm climates; spring through mid-summer at colder end of range	
Pinching:	Not required but may be sheared or trimmed after spring bloom for shaping and dense growth.	
Vernalization:	Not required	
Vigor Rating:	Moderate	
Natural Day Flower:	Spring, then mid-summer through fall	
Finish Size	Liner/Pot	Weeks to Finish
Grande™	NA	
Quart	NA	
2 - 3 gal	1	Varies by growing location

Grower Tips:

- Bloom-A-Thon Pink Double azalea sets buds at a lower temperature than other varieties, so blooms earlier and longer.
- A light trim or shear after the spring bloom will encourage better rebloom and allow the plant to be shaped as desired. An application of fertilizer at this point is also recommended.
- Avoid overwatering, which can cause root rot, particularly when potted into a much larger container.
- Rebloom occurs roughly 8 weeks after spring bloom is completed.
- Do not prune or pinch after mid-July, when buds begin to set for the following season.
- Taper off fertilizing by mid-summer, especially at the colder end of the hardiness range.
- Fall planting is not recommended in the colder areas of the hardiness range.
- Best variety to force for shows and off-season gift plant sales.

NOTES:



Bloom-A-Thon® Hot Pink

Rhododendron x 'RLH1-11P1'
USPPAF



Landscape Info:

USDA zone:	6b - 9
Mature height:	3.5 - 4.5'
Exposure:	Partial shade
Irrigation:	Medium

Features & Benefits:

The Bloom-A-Thon series of reblooming azaleas offers 20+ weeks of color on handsome plants with glossy, disease-resistant foliage. More shade tolerant than other rebloomers.

Bloom-A-Thon Hot Pink is the newest member of the series, with large, bright pink, semi-double blooms.

PW
PROVEN
WINNERS®
The #1 Plant Brand.®

Cultural info:

pH/EC (2:1 extract):	5.0 - 6.0 / 0.6 – 2.0	
Fertilization:	100 – 150 ppm N	
Light Level:	Moderate (55% shade)	
Watering:	Dry to moderate (good drainage essential)	
Rooting Out Temp:	65° - 72° F	
Growing Temp:	60° - 65° F	
Holding Temp:	40° - 50° F	
Sales Window:	Spring through fall in warm climates; spring through mid-summer at colder end of range	
Pinching:	Not required but may be sheared or trimmed after spring bloom for shaping and dense growth.	
Vernalization:	Not required.	
Vigor Rating:	Moderate	
Natural Day Flower:	Spring, then mid-summer through fall	
Finish Size	Liner/Pot	Weeks to Finish
Grande™	NA	
Quart	NA	
2 - 3 gal	1	Varies by growing location

Grower Tips:

- Like all of the Bloom-A-Thon azaleas, Hot Pink blooms in spring, takes a brief rest, then reblooms in mid-summer.
- A light trim or shear after the spring bloom will encourage better rebloom and allow the plant to be shaped as desired. An application of fertilizer at this point is also recommended.
- Avoid over-watering, which can cause root rot, particularly when potted into a much larger container.
- Rebloom occurs roughly 8 weeks after spring bloom is completed.
- Do not prune or pinch after mid-July, when buds begin to set for the following season.
- Taper off watering and fertilizing by mid-summer, especially at the colder end of the hardiness range.
- Fall planting is not recommended at the colder end of the hardiness range.

NOTES:

Bloom-A-Thon® Lavender

Rhododendron x 'RLH1-4P19'
USPP 21,476



Landscape Info:

USDA zone:	6b - 9
Mature height:	3.5 - 4.5'
Exposure:	Partial shade
Irrigation:	Medium

Features & Benefits:

The Bloom-A-Thon series of reblooming azaleas offers 20+ weeks of color on handsome plants with glossy, disease-resistant foliage. More shade tolerant than other rebloomers.

Bloom-A-Thon Lavender is the largest member of the series, with vivid purple flowers and a strong, sturdy frame.

PW
PROVEN
WINNERS®
The #1 Plant Brand.®

Cultural info:

pH/EC (2:1 extract):	5.0 - 6.0 / 0.6 – 2.0	
Fertilization:	100 – 150 ppm N	
Light Level:	Moderate (55% shade)	
Watering:	Dry to moderate (good drainage essential)	
Rooting Out Temp:	65° - 72° F	
Growing Temp:	60° - 65° F	
Holding Temp:	40° - 50° F	
Sales Window:	Spring through fall in warm climates; spring through mid-summer at colder end of range	
Pinching:	Not required but may be sheared or trimmed after spring bloom for shaping and dense growth.	
Vernalization:	Not required	
Vigor Rating:	Moderate	
Natural Day Flower:	Spring, then mid-summer through fall	
Finish Size	Liner/Pot	Weeks to Finish
Grande™	NA	
Quart	NA	
2 - 3 gal	1	Varies by growing location

Grower Tips:

- Like all of the Bloom-A-Thon azaleas, Lavender blooms in spring, takes a brief rest, then reblooms in mid-summer.
- A light trim or shear after the spring bloom will encourage better rebloom and allow the plant to be shaped as desired. An application of fertilizer at this point is also recommended.
- Avoid over-watering, which can cause root rot, particularly when potted into a much larger container.
- Rebloom occurs roughly 8 weeks after spring bloom is completed.
- Do not prune or pinch after mid-July, when buds begin to set for the following season.
- Taper off watering and fertilizing by mid-summer, especially at the colder end of the hardiness range.
- Fall planting is not recommended at the colder end of the hardiness range.

NOTES:



Bloom-A-Thon® Red

Rhododendron x 'RLH1-1P2'
USPP 21,562



Landscape Info:

USDA zone:	6b - 9
Mature height:	3 - 4'
Exposure:	Partial shade
Irrigation:	Medium

Features & Benefits:

The Bloom-A-Thon series of reblooming azaleas offers 20+ weeks of color on handsome plants with glossy, disease-resistant foliage. More shade tolerant than other rebloomers.

Bloom-A-Thon Red grows as an upright mound, with crimson-red blooms that contrast with the emerald green foliage.

PW
PROVEN
WINNERS®
The #1 Plant Brand.®

Cultural info:

pH/EC (2:1 extract):	5.0 - 6.0 / 0.6 – 2.0	
Fertilization:	100 – 150 ppm N	
Light Level:	Moderate (55% shade)	
Watering:	Dry to moderate (good drainage essential)	
Rooting Out Temp:	65° - 72° F	
Growing Temp:	60° - 65° F	
Holding Temp:	40° - 50° F	
Sales Window:	Spring through fall in warm climates; spring through mid-summer at colder end of range	
Pinching:	Not required but may be sheared or trimmed after spring bloom for shaping and dense growth.	
Vernalization:	Not required	
Vigor Rating:	Low	
Natural Day Flower:	Spring, then mid-summer through fall	
Finish Size	Liner/Pot	Weeks to Finish
Grande™	NA	
Quart	NA	
2 - 3 gal	1	Varies by growing location

Grower Tips:

- Like all of the Bloom-A-Thon azaleas, Red blooms in spring, takes a brief rest, then reblooms in mid-summer.
- A light trim or shear after the spring bloom will encourage better rebloom and allow the plant to be shaped as desired. An application of fertilizer at this point is also recommended.
- Avoid over-watering, which can cause root rot; Bloom-A-Thon Red is especially susceptible to this.
- Rebloom occurs roughly 8 weeks after spring bloom is completed.
- Do not prune or pinch after mid-July, when buds begin to set for the following season.
- Taper off watering and fertilizing by mid-summer, especially at the colder end of the hardiness range.
- Fall planting is not recommended at the colder end of the hardiness range.

NOTES:

Lo & Behold® 'Blue Chip Jr'

Buddleia x 'Blue Chip Jr'
USPPAF, CBRAF



Landscape Info:

USDA zone:	5 - 9
Mature height:	20-28"
Exposure:	Full sun
Irrigation:	Low to moderate

Features & Benefits:

The Lo & Behold® series of butterfly bush are dwarf and seedless, making them an exceptionally versatile landscape plant, even in areas where other buddleia are invasive.

'Blue Chip Jr.' is not only the earliest to bloom of the series, it has improved blue flower color and is less brittle than 'Blue Chip.'

PW
PROVEN
WINNERS®
The #1 Plant Brand.®

Cultural info:

pH/EC (2:1 extract):	5.6 – 6.2 / 0.6 – 0.9	
Fertilization:	150 – 200 ppm N	
Light Level:	High	
Watering:	Dry to moderate (good drainage essential)	
Rooting Out Temp:	65° - 72° F	
Growing Temp:	65° - 72° F	
Holding Temp:	40° - 50° F	
Sales Window:	Spring-summer	
Pinching:	3-4 pinches will produce a full, densely branched 3 gallon.	
Vernalization:	Not required	
Vigor Rating:	Moderate	
Natural Day Flower:	Early summer through mid-autumn	
Finish Size	Liner/Pot	Weeks to Finish
Grande™	NA	
Quart	NA	
2 - 3 gal	1	Varies depending on growing location

Grower Tips:

- Buddleia will rebloom in approximately 4-6 weeks from a pinch or prune. Multiple crop cycles will give you a continuous supply of ready-to-sell product, covered with large terminal blooms.
- Does not require deadheading for continuous bloom.
- Very quick to produce in two gallon containers.
- Less brittle stems means plants ship better and do not require as much spacing.
- Taper off fertilizing and excessive irrigation in mid-late summer if crop is to be overwintered.
- Not recommended for fall planting in zone 5.

NOTES:



LO & BEHOLD® 'Pink Micro Chip'

Buddleia x 'Pink Micro Chip'
USPPAF, CBRAF



Landscape Info:

USDA zone:	5 - 9
Mature height:	18 - 24"
Exposure:	Full Sun
Irrigation:	Low to moderate

Features & Benefits:

The Lo & Behold® series of butterfly bush are dwarf and seedless, making them an exceptionally versatile landscape plant, even in areas where other buddleia are invasive. 'Pink Micro Chip' is the smallest of the series, forming an almost pincushion-like plant with pink flower spikes.

PW
PROVEN
WINNERS®
The #1 Plant Brand.®

Cultural info:

pH/EC (2:1 extract):	5.6 – 6.2 / 0.6 – 0.9	
Fertilization:	150 – 200 ppm N	
Light Level:	High	
Watering:	Dry to moderate (good drainage essential)	
Rooting Out Temp:	65° - 72° F	
Growing Temp:	65° - 72° F	
Holding Temp:	40° - 50° F	
Sales Window:	Spring - summer	
Pinching:	3-4 pinches will produce a full, densely branched 3 gallon.	
Vernalization:	Not required	
Vigor Rating:	Moderate	
Natural Day Flower:	Early summer through mid-autumn	
Finish Size	Liner/Pot	Weeks to Finish
Grande™	NA	NA
Quart	NA	NA
Royale™	1	12 to 16
2 - 3 gal	1	Varies by location grown

Grower Tips:

- Buddleia will rebloom in approximately 4-6 weeks from a pinch or prune. Multiple crop cycles will give you a continuous supply of ready-to-sell product, covered with large terminal blooms.
- Does not require deadheading for continuous bloom.
- Very quick to produce in one or two gallon containers.
- Taper off fertilizing and excessive watering in mid-late summer to minimize damage if crop is to be overwintered.
- Not recommended for fall planting in zone 5.

NOTES:

'Miss Pearl'

Buddleia 'Miss Pearl'
USPPAF, CBRAF



Landscape Info:

USDA zone:	5 - 9
Mature height:	4 - 5'
Exposure:	Full Sun
Irrigation:	Low to moderate

Features & Benefits:

The newest addition to the popular "Miss" series of butterfly bush, 'Miss Pearl' is perfectly sized at 4-5' tall. Pure white flowers appear all season long. Non-invasive, and approved for sale even in areas where other buddleia are prohibited.

PW
PROVEN
WINNERS®
The #1 Plant Brand.®


Cultural info:

pH/EC (2:1 extract):	5.8 - 6.2/ 0.6 - 0.9	
Fertilization:	150 - 200 ppm N	
Light Level:	High	
Watering:	Dry to moderate (good drainage essential)	
Rooting Out Temp:	65° - 72°F	
Growing Temp:	65° - 72°F	
Holding Temp:	40° - 50° F	
Sales Window:	Spring through summer	
Pinching:	3-4 pinches will produce a full 3 gallon.	
Vernalization:	Not required	
Vigor Rating:	High	
Natural Day Flower:	Summer	
Finish Size	Liner/Pot	Weeks to Finish
Grande™	NA	NA
Quart	NA	NA
2 - 3 gal	1	Varies by location grown

Grower Tips:

- Buddleia will rebloom in approximately 4-6 weeks from a pinch or prune during the summer. Multiple crop cycles will give you a continuous supply of ready-to-sell product, covered with large terminal blooms.
- Very fast to produce.
- Does not require deadheading for continuous bloom.
- Taper off fertilizing and excessive watering in mid-late summer to minimize damage if crop is to be overwintered.
- Not recommended for fall planting in zone 5.

NOTES:



Incrediball® Blush

Hydrangea arborescens 'NCHA4'
USPPAF, CBRAF



Landscape Info:

USDA zone:	3 - 9
Mature height:	4 - 5'
Exposure:	Sun
Irrigation:	Moderate

Features & Benefits:

Incrediball®, the improved 'Annabelle' hydrangea, now comes in pink! Incrediball® Blush shares the same enormous blooms, strong, supportive stems, and easy-care habit, but with a totally unique chrome-pink color and the ability to rebloom all summer long. An excellent low-maintenance native, adapted to most of North America.

PW
PROVEN
WINNERS®
The #1 Plant Brand®

Cultural info:

pH/EC (2:1 extract):	5.8 – 6.2 / 1.0 – 2.0	
Fertilization:	200 – 300 ppm N	
Light Level:	Medium - high	
Watering:	Medium	
Rooting Out Temp:	65° - 72° F	
Growing Temp:	60° - 65° F	
Holding Temp:	40° - 50° F	
Sales Window:	Spring - summer	
Pinching:	Pinch early & often for a full container	
Vernalization:	Required	
Vigor Rating:	High	
Natural Day Flower:	Early summer - frost	
Finish Size	Liner/Pot	Weeks to Finish
Grande™	NA	NA
Quart	NA	NA
2 - 3 gal	1	16-20 weeks

Grower Tips:

- We recommend producing only 2 gallon and larger containers.
- Reblooming habit allows growers to cycle-prune for a continuous supply of in-bloom plants. Cut back by roughly half the size and allow 8-10 weeks.
- Frequent pruning early in the growth cycle is imperative for best container presentation.
- Blooms on new wood, so can and should be pruned hard in late winter – prune back to large buds to ensure the thickest growth emerges.
- Irrigating with recycled water encourages leaf spot. Affected plants can be cut back and will re-flush with clean foliage.
- For best color and stem strength, grow in a minimum of 6 hours of bright sunlight (hot locations may be able to get by with 4 hours).
- Flower color is not affected by soil pH.
- Ideal for cut flower production.

NOTES:

Invincibelle® Ruby

Hydrangea arborescens 'NCHA3'
USPPAF, CBRAF



Landscape Info:

USDA zone:	3 - 9
Mature height:	2 - 3'
Exposure:	Full sun
Irrigation:	Moderate

Features & Benefits:

Amazing color on a reblooming *Hydrangea arborescens*! Invincibelle® Spirit, the original pink-blooming smooth hydrangea now has a sister: Invincibelle® Ruby. Petals are vivid ruby-red on the bottom and pure pink on top for a showy two-tone effect on a truly reliable, super hardy hydrangea. Native to North America.

PW
PROVEN
WINNERS®
The #1 Plant Brand.®

Cultural info:

pH/EC (2:1 extract):	5.8 – 6.2 / 0.6 – 0.9	
Fertilization:	150 – 300 ppm N	
Light Level:	Medium - high	
Watering:	Medium	
Rooting Out Temp:	65° - 72° F	
Growing Temp:	60° - 65° F	
Holding Temp:	40° - 50° F	
Sales Window:	Spring - summer	
Pinching:	Prune hard in late winter for good sales presentation that spring	
Vernalization:	Required	
Vigor Rating:	High	
Natural Day Flower:	Early summer - frost	
Finish Size	Liner/Pot	Weeks to Finish
Grande™	NA	NA
Quart	NA	NA
Royale™	1	NA
2 - 3 gal	1	16-20 weeks

Grower Tips:

- We recommend producing only 2 gallon and larger containers.
- Reblooming habit allows growers to cycle-prune for a continuous supply of in-bloom plants. Cut back by roughly half the size and allow 8-10 weeks.
- Frequent pruning early in the growth cycle is imperative for best container presentation.
- Blooms on new wood, so can and should be pruned hard in late winter – prune back to large buds to ensure the thickest growth emerges.
- Irrigating with recycled water encourages leaf spot. Affected plants can be cut back and will re-flush with clean foliage.
- For best color and stem strength, grow in a minimum of 6 hours of bright sunlight (hot locations may be able to get by with 4 hours).
- Flower color is not affected by soil pH.
- Excellent for cut flower production.

NOTES:



LET'S DANCE® Rhythmic Blue™

Hydrangea macrophylla 'SMHMES14'
USPP 25,836, Can #5126



Landscape Info:	
USDA zone:	5 - 9
Mature height:	2 - 3'
Exposure:	Sun to part shade
Irrigation:	Moderate to high

Features & Benefits:
<p>Let's Dance® reblooming hydrangeas are developed in Michigan and selected for superior bud hardiness and reblooming ability, even in colder zones.</p> <p>Let's Dance® Rhythmic Blue is one of the strongest rebloomers available, and shifts easily from pink to blue. Florets have a distinctive square shape.</p>

PW
**PROVEN
WINNERS®**
The #1 Plant Brand.®

Cultural info:		
pH/EC (2:1 extract):	5.8- 6.2 / 0.6 - 0.9	
Fertilization:	150 - 300 ppm N	
Light Level:	Moderate	
Watering:	High (good drainage essential)	
Rooting Out Temp:	65° - 72 °F	
Growing Temp:	60° - 65 °F	
Holding Temp:	40° - 50 °F	
Sales Window:	Late Spring through fall	
Pinching:	Dependent on stage & sell date of crop	
Vernalization:	Required	
Vigor Rating:	High	
Natural Day Flower:	Late spring-fall	
Finish Size	Liner/Pot	Weeks to Finish
Grande™	NA	NA
Quart	NA	NA
Royale™	1	Varies by location grown
2 - 3 gal	1	12-20 weeks

Grower Tips:
<ul style="list-style-type: none"> • An excellent choice for a Mother's Day greenhouse pot crop. • Easily shifted from pink to blue by adjusting the soil pH with aluminum sulfate. Lower pH (5.0 to 5.5) induces bluer flowers; higher pH (6.0 to 7.0) induces pinker flowers. • Large, vigorous root system creates high irrigation requirement. • Taper off water and fertilizer in late summer to allow for proper vernalization and to minimize winter damage. • Earliest blooms occur on old wood, so pruning and pinching regimen will depend on your plants and your target sale date; see website for more information. • Excessive water and fertilizer may enhance foliage production at the expense of new wood flower buds.
NOTES:

Let's Dance® Blue Jangles®

Hydrangea macrophylla 'SMHMTAU'
USPPAF, CBRAF



Landscape Info:

USDA zone:	5 - 9
Mature height:	2-3'
Exposure:	Sun to part shade
Irrigation:	Moderate to high

Features & Benefits:

Let's Dance® reblooming hydrangeas are developed in Michigan and selected for superior bud hardiness and reblooming ability, even in colder zones. Let's Dance® Blue Jangles is the most compact rebloomer on the market – because their tendency to put on lots of new growth, this trait is unusual among reblooming macrophyllas. It shifts between pink and blue easily.

PW
PROVEN
WINNERS®
The #1 Plant Brand.®

Cultural info:

pH/EC (2:1 extract):	5.8- 6.2 / 0.6 - 0.9	
Fertilization:	150 - 300 ppm N	
Light Level:	Moderate	
Watering:	High (good drainage essential)	
Rooting Out Temp:	65° - 72 °F	
Growing Temp:	60° - 65 °F	
Holding Temp:	40° - 50 °F	
Sales Window:	Late Spring through fall	
Pinching:	Dependent on stage and sell date of crop	
Vernalization:	Required	
Vigor Rating:	High	
Natural Day Flower:	Late spring-fall	
Finish Size	Liner/Pot	Weeks to Finish
Grande™	NA	NA
Quart	NA	NA
Royale™	1	Varies by location grown
2 - 3 gal	1	Varies by location grown

Grower Tips:

- An excellent choice for a Mother's Day greenhouse pot crop.
- Easily shifted from pink to blue by adjusting the soil pH with aluminum sulfate. Lower pH (5.0 to 5.5) induces bluer flowers; higher pH (6.0 to 7.0) induces pinker flowers.
- Large, vigorous root system creates high irrigation requirement.
- Taper off water and fertilizer in late summer to allow for proper vernalization and to minimize winter damage.
- Earliest blooms occur on old wood, so pruning and pinching regimen will depend on your plants and your target sale date; see website for more information.
- Excessive water and fertilizer may enhance foliage production at the expense of new wood flower buds.

NOTES:



Lemony Lace™

Sambucus racemosa 'SMNSRD4'
USPPAF, CBRAF



Landscape Info:

USDA zone:	3 - 7
Mature height:	3 - 5'
Exposure:	Full Sun - Part Shade
Irrigation:	Moderate

Features & Benefits:

A cheery yellow version of Black Lace™ elderberry! Lemony Lace is a variety of our native *Sambucus racemosa*, with large white flower clusters appearing before the foliage emerges in early spring. Excellent texture and color plant for a variety of landscape applications.

PW
PROVEN
WINNERS®
The #1 Plant Brand.®

Cultural info:

pH/EC (2:1 extract):	5.8- 6.2/ 0.6 - 0.9	
Fertilization:	150 - 200 ppm N	
Light Level:	Moderate	
Watering:	Moderate to Moist	
Rooting Out Temp:	65 - 72 °F	
Growing Temp:	60 - 65 °F	
Holding Temp:	40 - 50 °F	
Sales Window:	Early spring through fall	
Pinching:	Benefits from frequent pinching or shearing.	
Vernalization:	Required	
Vigor Rating:	High	
Natural Day Flower:	Early spring	
Finish Size	Liner/Pot	Weeks to Finish
Grande™	NA	NA
Quart	NA	NA
Royale™	1	Varies by location grown
2 - 3 gal	1	Varies by location grown

Grower Tips:

- Blooms on old wood – however, foliage is the main feature of this plant.
- Do not prune too severely at any one go. Very hard pruning will promote horizontal growth. Light tip pruning is all that is recommended.
- Warning: hard shearing once the summer heat arrives will shut down all new growth until cool nights return in early fall. Avoid heavy pruning during hot weather.
- If potting directly to a 3 gallon, avoid overly wetting soil, which can cause root rot.
- Plants grown under shaded conditions will show greener colored foliage.
- Red fruit is produced if another *S. racemosa* variety is nearby to pollinate; however, it is not edible.

NOTES:

BLOOMERANG® ‘Pink Perfume’

Syringa x ‘Pink Perfume’
USPP 24,252, Can #5054



Landscape Info:	
USDA zone:	3 - 7
Mature height:	4 – 5’
Exposure:	Full Sun
Irrigation:	Moderate

Features & Benefits:
The Bloomerang family of reblooming lilacs is growing! Meet ‘Pink Perfume,’ the only pink reblooming lilac. Like the rest of the series, it blooms in spring, then after a brief rest, blooms again from mid-summer through fall. Very fragrant flowers, dwarf, rounded habit and very disease resistant foliage. Deer-resistant.



Cultural info:		
pH/EC (2:1 extract):	5.6 – 6.2 / 0.6 - 0.9	
Fertilization:	150 - 200 ppm N	
Light Level:	High	
Watering:	Moderate (good drainage essential)	
Rooting Out Temp:	65 - 72 °F	
Growing Temp:	60 - 65 °F	
Holding Temp:	40 - 50 °F	
Sales Window:	Spring through fall	
Pinching:	Pinch frequently during first year	
Vernalization:	Required	
Vigor Rating:	Average	
Natural Day Flower:	Spring/Mid-summer through fall	
Finish Size	Liner/Pot	Weeks to Finish
Grande™	NA	NA
Quart	NA	NA
Royale™	1	Varies by location grown
2 - 3 gal	1	Varies by location grown

Grower Tips:
<ul style="list-style-type: none">• Blooms on both old (spring) and new wood (re bloom).• Pinch and/or shear frequently during the first growing season to encourage a well-branched plant with good flower set for the following spring sales.• Allow roughly 10 weeks after spring bloom for rebloom to occur.• Cease pinching after mid-summer to allow old-wood flower buds to form and ensure a blooming plant for spring sales.• Foliage is very resistant to fungal diseases, but growers should practice good greenhouse sanitation, provide excellent air circulation, and minimize overhead watering.
NOTES:



DOUBLE PLAY® Candy Corn™

Spiraea japonica 'NCSX1'
USPPAF, CBRAF



Landscape Info:

USDA zone:	4 - 9
Mature height:	18 – 30"
Exposure:	Full Sun - Part Shade
Irrigation:	Moderate

Features & Benefits:

The Double Play series of *Spiraea* is selected for colorful new growth (especially in spring) and abundant, bright flowers. Double Play Candy Corn offers a whole new color in spirea: candy apple red in spring, pineapple yellow in summer, and bright purple flowers in late spring. This will fly off the shelves!

PW
PROVEN
WINNERS®
The #1 Plant Brand.®

Cultural info:

pH/EC (2:1 extract):	5.8- 6.2/ 0.6 - 0.9	
Fertilization:	150 - 200 ppm N	
Light Level:	Moderate	
Watering:	Moderate to Moist	
Rooting Out Temp:	65 - 72 °F	
Growing Temp:	60 - 65 °F	
Holding Temp:	40 - 50 °F	
Sales Window:	Spring through fall	
Pinching:	2-3 pinches over 12-16 weeks	
Vernalization:	Required	
Vigor Rating:	Average	
Natural Day Flower:	Late spring/early summer	
Finish Size	Liner/Pot	Weeks to Finish
Grande™	NA	NA
Quart	NA	NA
Royale™	1	Varies by location grown
2 - 3 gal	1	Varies by location grown

Grower Tips:

- Blooms on new wood; may be pinched or prune in late winter/early spring.
- Light shearing will produce a flush of colorful new growth.
- Like most *S. japonica*, it naturally forms a rounded shape, but pinching encourages a dense habit.
- Avoid heavy fertilization and irrigation, which pushes soft growth that can attract aphids.
- For best spring foliage color, avoid fertilizing late in the season.

NOTES:

DOUBLE PLAY® Painted Lady™

Spiraea japonica 'Minspi'



Landscape Info:

USDA zone:	4 - 9
Mature height:	2 – 3'
Exposure:	Full Sun - Part Shade
Irrigation:	Moderate

Features & Benefits:

The Double Play® series of *Spiraea* is selected for colorful new growth (especially in spring) and abundant, bright flowers. Double Play® Painted Lady™ is a bold new look for spiraea – splashy yellow and green variegated foliage and bright purple flowers. A trial garden favorite that's truly eye-catching.

PW
PROVEN
WINNERS®
The #1 Plant Brand.®

Cultural info:

pH/EC (2:1 extract):	5.8- 6.2/ 0.6 - 0.9	
Fertilization:	150 - 200 ppm N	
Light Level:	Moderate	
Watering:	Moderate to Moist	
Rooting Out Temp:	65 - 72 °F	
Growing Temp:	60 - 65 °F	
Holding Temp:	40 - 50 °F	
Sales Window:	Spring through fall	
Pinching:	2-3 pinches over 12-16 weeks	
Vernalization:	Required	
Vigor Rating:	Average	
Natural Day Flower:	Late spring/early summer	
Finish Size	Liner/Pot	Weeks to Finish
Grande™	NA	NA
Quart	NA	NA
Royale™	1	Varies by location grown
2 - 3 gal	1	Varies by location grown

Grower Tips:

- Blooms on new wood; may be pinched or prune in late winter/early spring.
- Light shearing will produce a flush of colorful new growth.
- Like most *S. japonica*, it naturally forms a rounded shape, but pinching encourages a dense habit.
- For best spring foliage color, avoid fertilizing late in the season.

NOTES:



Ginger Wine™

Physocarpus opulifolius 'SMNPOBLR'
USPPAF, CBRAF



Landscape Info:

USDA zone:	3 - 7
Mature height:	5 - 6'
Exposure:	Full Sun
Irrigation:	Low-Moderate

Features & Benefits:

An easy-care landscape workhorse. Ginger Wine™ is a very colorful version of our native ninebark: new growth emerges a glowing orange-gold, and matures to dark red. White flower clusters in late spring give way to red seed capsules. Very disease resistant.



Cultural info:

pH/EC (2:1 extract):	5.6 - 6.2 / 0.6 - 0.9	
Fertilization:	150 - 200 ppm N	
Light Level:	High	
Watering:	Moderate	
Rooting Out Temp:	65° - 72° F	
Growing Temp:	60° - 65° F	
Holding Temp:	40° - 50° F	
Sales Window:	Spring - summer	
Pinching:	Frequent light pruning produces a full container	
Vernalization:	Required	
Vigor Rating:	Moderate	
Natural Day Flower:	Late spring	
Finish Size	Liner/Pot	Weeks to Finish
Grande™	NA	
Quart	NA	
2 - 3 gal	1	Varies by location grown

Grower Tips:

- Blooms on old wood, so late winter/early spring pruning will remove flower buds. Pinch, shear, or prune after bloom through late summer, then stop so that flower buds can form.
- Plants will defoliate if they experience drought stress while being container-grown, so manage water carefully. They are quite drought-tolerant once established in the landscape.
- Leaves do not show their best color under shaded conditions; Finish outdoors in cool temperatures for the very best appearance.
- Though the foliage is resistant to powdery mildew, ninebark should be grown using good greenhouse sanitation practices with plenty of air circulation and minimal overhead watering.

NOTES:

Tiny Wine® Gold

Physocarpus opulifolius 'SMNPOTWG'
USPPAF, CBRAF



Landscape Info:

USDA zone:	3 - 9
Mature height:	3 - 4'
Exposure:	Full Sun
Irrigation:	Low-moderate

Features & Benefits:

Tiny Wine® Gold is a dwarf ninebark, about half the size of larger varieties, and with small, refined leaves. Foliage emerges orange and ages to yellow and chartreuse. Flower clusters emerge in spring, starting pink and opening to white. A bright and durable native shrub with lots of landscape applications.

PW
PROVEN
WINNERS®
The #1 Plant Brand.®

Cultural info:

pH/EC (2:1 extract):	5.6 – 6.2 / 0.6 – 0.9	
Fertilization:	150 – 200 ppm N	
Light Level:	High	
Watering:	Moderate	
Rooting Out Temp:	65° - 72° F	
Growing Temp:	60° - 65° F	
Holding Temp:	40° - 50° F	
Sales Window:	Spring - summer	
Pinching:	Frequent light pruning produces a full container	
Vernalization:	Required	
Vigor Rating:	Moderate	
Natural Day Flower:	Late spring	
Finish Size	Liner/Pot	Weeks to Finish
Grande™	NA	
Quart	NA	
2 - 3 gal	1	Varies by location grown

Grower Tips:

- Blooms on old wood, so late winter/early spring pruning will remove flower buds. Pinch, shear, or prune after bloom through late summer, then stop so that flower buds can form.
- Plants will defoliate if they experience drought stress while being container-grown, so manage water carefully. They are quite drought-tolerant once established in the landscape.
- Leaves do not show their best color under shaded conditions; Finish outdoors in cool temperatures for the very best appearance.
- Though the foliage is resistant to powdery mildew, ninebark should be grown using good greenhouse sanitation practices with plenty of air circulation and minimal overhead watering.

NOTES:



Little Quick Fire®

Hydrangea paniculata 'SMHPLQF'
USPPAF, CBRAF



Landscape Info:

USDA zone:	3 - 8
Mature height:	3 - 5'
Exposure:	Sun-part shade
Irrigation:	Moderate

Features & Benefits:

Little Quick Fire® joins long-time favorite Quick Fire® as the earliest-blooming panicle hydrangea on the market. Typically in bloom by the 4th of July, its pure white blooms quickly take on tones of dark red, which holds though frost. Little Quick Fire® is a dwarf plant, reaching just 3-5' tall and opening up a range of new landscape applications for panicle hydrangeas.

PW
PROVEN
WINNERS®
The #1 Plant Brand.®

Cultural info:

pH/EC (2:1 extract):	5.8 – 6.2 / 1.0 – 2.0	
Fertilization:	150 – 300 ppm N	
Light Level:	Medium - high	
Watering:	Medium – moist (good drainage essential)	
Rooting Out Temp:	65° - 72° F	
Growing Temp:	60° - 65° F	
Holding Temp:	40° - 50° F	
Sales Window:	Spring-Fall	
Pinching:	Depends on crop timing; see notes.	
Vernalization:	Required	
Vigor Rating:	Average	
Natural Day Flower:	Early summer	
Finish Size	Liner/Pot	Weeks to Finish
Grande™	NA	
Quart	NA	
2 - 3 gal	1	Varies by location grown

Grower Tips:

- It is possible to have this early-blooming variety in flower by Memorial Day with a carefully timed growing program.
- Do not prune the fall, winter, and spring of the season you plan to sell it, otherwise the blooms will be delayed until July.
- Hard pruning delays flowering by 4 weeks compared to pinching. For in-bloom summer sales, last pinch should occur in late spring.
- Grows most vigorously and flowers most prolifically once it has developed a good root system.
- Keep well-watered to preserve red coloration through autumn.

NOTES:

Bobo®

Hydrangea paniculata 'ILVOBO'
USPP 22,782, Can #4910



Landscape Info:

USDA zone:	3 - 8
Mature height:	2.5 – 3'
Exposure:	Sun-part shade
Irrigation:	Moderate

Features & Benefits:

A dwarf panicle hydrangea that's taken the industry by storm! Bobo® made a big splash a few years ago for its convenient size and incredible flower coverage – when in bloom, hardly any foliage is visible. White flowers age to soft pink.

PW
PROVEN
WINNERS®
The #1 Plant Brand.®

Cultural info:

pH/EC (2:1 extract):	5.8 – 6.2 / 1.0 – 2.0	
Fertilization:	150 – 300 ppm N	
Light Level:	Medium - high	
Watering:	Medium – moist (good drainage essential)	
Rooting Out Temp:	65° - 72° F	
Growing Temp:	60° - 65° F	
Holding Temp:	40° - 50° F	
Sales Window:	Spring-Fall	
Pinching:	Depends on crop timing; see notes	
Vernalization:	Required	
Vigor Rating:	Average	
Natural Day Flower:	Mid-summer	
Finish Size	Liner/Pot	Weeks to Finish
Grande™	NA	
Quart	NA	
2 - 3 gal	1	Varies by location grown

Grower Tips:

- Do not prune the fall, winter, and spring before or of the season you plan to sell it, otherwise the blooms will be delayed until late July.
- Hard pruning delays flowering by 4 weeks compared to pinching. For in-bloom summer sales, last pinch should occur in late spring.
- Grows most vigorously and flowers most prolifically once it has developed a good root system.
- Keep well-watered to preserve pink coloration through autumn.

NOTES:



Little Lime®

Hydrangea paniculata 'Jane'
USPP 22,330; Can #3914



Landscape Info:	
USDA zone:	3 - 8
Mature height:	3 - 5'
Exposure:	Sun-part shade
Irrigation:	Moderate

Features & Benefits:
A dwarf version of garden classic 'Limelight' hydrangea. Little Lime® reaches just half the size of its namesake, but shares the same appealing lime green flowers, strong stems, and high quality foliage. Many feel that its blooms age to even better shades of red, pink, and burgundy than 'Limelight' does. Named Landscape Plant of the Year, 2016.

PW
PROVEN
WINNERS®
The #1 Plant Brand.®

Cultural info:		
pH/EC (2:1 extract):	5.8 – 6.2 / 1.0 – 2.0	
Fertilization:	150 – 300 ppm N	
Light Level:	Medium - high	
Watering:	Medium – moist (good drainage essential)	
Rooting Out Temp:	65° - 72° F	
Growing Temp:	60° - 65° F	
Holding Temp:	40° - 50° F	
Sales Window:	Spring-Fall	
Pinching:	Depends on crop timing; see notes	
Vernalization:	Required	
Vigor Rating:	Average	
Natural Day Flower:	Mid-summer	
Finish Size	Liner/Pot	Weeks to Finish
Grande™	NA	
Quart	NA	
2 - 3 gal	1	Varies by location grown

Grower Tips:
<ul style="list-style-type: none"> Do not prune the fall, winter, and spring of the season you plan to sell it, otherwise the blooms will be delayed until late July. Hard pruning delays flowering by 4 weeks compared to pinching. For in-bloom summer sales, last pinch should occur in late spring. Grows most vigorously and flowers most prolifically once it has developed a good root system. Keep well-watered to preserve burgundy-red coloration through autumn.
NOTES:

Tuff Stuff™ Red

Hydrangea serrata ‘SMNMAKTSR’
USPPAF, CBRAF



Landscape Info:

USDA zone:	5 - 9
Mature height:	2 – 3’
Exposure:	Sun – part shade
Irrigation:	Moderate - high

Features & Benefits:

So pretty, it’s hard to believe it’s this tough! Tuff Stuff™ Red is our newest mountain hydrangea, a close relative to *H. macrophylla* but with much hardier flower buds. It’s a truly reliable bloomer, even in zone 5, and it reblooms, too, providing months of showy red-pink lacecap flowers. High quality foliage and dwarf habit.




Cultural info:

pH/EC (2:1 extract):	5.6 – 6.2 / 0.6 – 2.0	
Fertilization:	150 – 300 ppm N	
Light Level:	Moderate	
Watering:	Moderate to moist	
Rooting Out Temp:	65° - 72° F	
Growing Temp:	60° - 65° F	
Holding Temp:	40° - 50° F	
Sales Window:	Spring - summer	
Pinching:	Pinch 3-4 times the season before sale.	
Vernalization:	Required	
Vigor Rating:	Moderate	
Natural Day Flower:	Early summer-fall	
Finish Size	Liner/Pot	Weeks to Finish
Grande™	NA	
Quart	NA	
2 - 3 gal	1	

Grower Tips:

- Tuff Stuff™ hydrangeas bloom on both old and new wood. For old wood blooms, stop pinching in late summer the season before sale. This allows earliest possible bloom.
- Allow 6-8 weeks after pinching for new wood blooms to form.
- If blue or lavender color is desired, opt for Tuff Stuff™ or Tiny Tuff Stuff™ and treat with aluminum sulfate according to package directions.

NOTES:



Landscape Info:	
USDA zone:	5 - 9
Mature height:	1.5 – 2'
Exposure:	Sun – part shade
Irrigation:	Moderate - high

So pretty, it's hard to believe it's this tough! Tiny Tuff Stuff™ is dwarf mountain hydrangea, a close relative to *H. macrophylla* but with much hardier flower buds. Star-like lacecap florets are semi-double and beneficial to pollinators. Reliable even in zone 5, and it reblooms, too, providing months of showy red-pink lacecap flowers. High quality foliage and dwarf habit.



Cultural info:		
pH/EC (2:1 extract):	5.6 – 6.2 / 0.6 – 2.0	
Fertilization:	150 – 300 ppm N	
Light Level:	Moderate	
Watering:	Moderate to moist	
Rooting Out Temp:	65° - 72° F	
Growing Temp:	60° - 65° F	
Holding Temp:	40° - 50° F	
Sales Window:	Spring - summer	
Pinching:	Pinch 3-4 times the season before sale.	
Vernalization:	Required	
Vigor Rating:	Moderate	
Natural Day Flower:	Early summer-fall	
Finish Size	Liner/Pot	Weeks to Finish
Grande™	NA	
Quart	NA	
2 - 3 gal	1	

- Tuff Stuff™ hydrangeas bloom on both old and new wood. For old wood blooms, stop pinching in late summer the season before sale. This allows earliest possible bloom.
- Allow 6-8 weeks after pinching for new wood blooms to form.
- If blue or lavender color is desired, opt for Tuff Stuff™ or Tiny Tuff Stuff™ and treat with aluminum sulfate according to package directions.

NOTES:

Infinitini® Brite Pink

Lagerstroemia 'G2X133143'
USPPAF, CBRAF



Landscape Info:

USDA zone:	6b - 12
Mature height:	2 – 4'
Exposure:	Full sun
Irrigation:	Average

Features & Benefits:

Developed by the same breeder as Dragon Wing® begonias and Wave® petunias, the Infinitini® crapemyrtle are dwarf, prostrate, and super colorful all summer long. Very quick to produce: get a saleable plant from a liner in the same season!
Infinitini Brite Pink blooms in a dazzling bubblegum tone for months each summer.

PW
PROVEN
WINNERS®
The #1 Plant Brand.®

Cultural info:

pH/EC (2:1 extract):	5.6 – 6.2 / 0.6 - 0.9	
Fertilization:	150 – 300 ppm N	
Light Level:	High	
Watering:	High	
Rooting Out Temp:	65° - 72° F	
Growing Temp:	60° - 65° F	
Holding Temp:	40° - 50° F	
Sales Window:	Spring - fall	
Pinching:	Pinch often for a full container	
Vernalization:	Not required	
Vigor Rating:	High	
Natural Day Flower:	Summer	
Finish Size	Liner/Pot	Weeks to Finish
Grande™	NA	
Quart	NA	
2 - 3 gal	1	

Grower Tips:

- Foliage is highly resistant to powdery mildew, but good sanitation practices and plenty of air circulation are recommended for the very best presentation.
- Stop pinching in mid-spring to allow flower buds to form.
- Allow 6-8 weeks after last pinch or shear for flowers to form.
- Very dwarf habit does not require pruning in the landscape, making it a very low-maintenance plant for homeowners and landscapers alike.

NOTES:



Infinitini® Magenta

Lagerstroemia 'G2X133271'
USPPAF, CBRAF



Landscape Info:	
USDA zone:	6b - 12
Mature height:	2 – 4'
Exposure:	Full sun
Irrigation:	Average

Features & Benefits:
Developed by the same breeder as Dragon Wing® begonias and Wave® petunias, the Infinitini® crapemyrtle are dwarf, prostrate, and super colorful all summer long. Very quick to produce: get a saleable plant from a liner in the same season! Infinitini® Magenta ignites summer landscape with dark raspberry-pink blooms.

PW
PROVEN
WINNERS®
The #1 Plant Brand.®

Cultural info:		
pH/EC (2:1 extract):	5.6 – 6.2 / 0.6 - 0.9	
Fertilization:	150 – 300 ppm N	
Light Level:	High	
Watering:	High	
Rooting Out Temp:	65° - 72° F	
Growing Temp:	60° - 65° F	
Holding Temp:	40° - 50° F	
Sales Window:	Spring - fall	
Pinching:	Pinch often for a full container	
Vernalization:	Not required	
Vigor Rating:	High	
Natural Day Flower:	Summer	
Finish Size	Liner/Pot	Weeks to Finish
Grande™	NA	
Quart	NA	
2 - 3 gal	1	

Grower Tips:
<ul style="list-style-type: none"> Foliage is highly resistant to powdery mildew, but good sanitation practices and plenty of air circulation are recommended for the very best presentation. Stop pinching in mid-spring to allow flower buds to form. Allow 6-8 weeks after last pinch or shear for flowers to form. Very dwarf habit does not require pruning in the landscape, making it a very low-maintenance plant for homeowners and landscapers alike.
NOTES:

Infinitini® Orchid

Lagerstroemia 'G2X133251'
USPPAF, CBRAF



Landscape Info:

USDA zone:	6b - 12
Mature height:	2 – 4'
Exposure:	Full sun
Irrigation:	Average

Features & Benefits:

Developed by the same breeder as Dragon Wing® begonias and Wave® petunias, the Infinitini® crapemyrtle are dwarf, prostrate, and super colorful all summer long. Very quick to produce: get a saleable plant from a liner in the same season!
Infinitini® Orchid blooms all summer with icy purple-pink flowers.

PW
PROVEN
WINNERS®
The #1 Plant Brand.®


Cultural info:

pH/EC (2:1 extract):	5.6 – 6.2 / 0.6 - 0.9	
Fertilization:	150 – 300 ppm N	
Light Level:	High	
Watering:	High	
Rooting Out Temp:	65° - 72° F	
Growing Temp:	60° - 65° F	
Holding Temp:	40° - 50° F	
Sales Window:	Spring - fall	
Pinching:	Pinch often for a full container	
Vernalization:	Not required	
Vigor Rating:	High	
Natural Day Flower:	Summer	
Finish Size	Liner/Pot	Weeks to Finish
Grande™	NA	
Quart	NA	
2 - 3 gal	1	

Grower Tips:

- Foliage is highly resistant to powdery mildew, but good sanitation practices and plenty of air circulation are recommended for the very best presentation.
- Stop pinching in mid-spring to allow flower buds to form.
- Allow 6-8 weeks after last pinch or shear for flowers to form.
- Very dwarf habit does not require pruning in the landscape, making it a very low-maintenance plant for homeowners and landscapers alike.

NOTES:



Spilled Wine®

Weigela florida 'Bokraspiwi'
USPP 23,781, Can #4655



Landscape Info:

USDA zone:	4 - 8
Mature height:	2 - 3'
Exposure:	Full sun-part shade
Irrigation:	Average

Features & Benefits:

All the color and beauty of the classic Wine & Roses® weigela but with a versatile, low-spreading habit. Spilled Wine® is the perfect choice for groundcover, edging, decorative containers, and foundation plantings. Bright pink flowers in spring and dramatic dark purple foliage all season. Plant in full sun for best color and blooming.

PW
PROVEN
WINNERS®
The #1 Plant Brand.®

Cultural info:

pH/EC (2:1 extract):	5.6 – 6.2 / 0.6 – 0.9	
Fertilization:	150 – 200 ppm N	
Light Level:	High	
Watering:	Moderate	
Rooting Out Temp:	65° - 72° F	
Growing Temp:	60° - 65° F	
Holding Temp:	40° - 50° F	
Sales Window:	Spring; Summer-fall	
Pinching:	Frequent pinches produce a full container	
Vernalization:	Required	
Vigor Rating:	Average	
Natural Day Flower:	Late spring/early summer	
Finish Size	Liner/Pot	Weeks to Finish
Grande™	NA	
Quart	NA	
2 - 3 gal	1	

Grower Tips:

- Blooms on old wood – do not prune or pinch from September-May the season before or of sale.
- Best foliage color will only be achieved in bright light so may be a good candidate for growing outdoors.

NOTES:

Sonic Bloom® Pearl

Weigela florida 'Bokrasopea'

USPP 24,585, Can #4598



Landscape Info:

USDA zone:	5 - 8
Mature height:	4 - 5'
Exposure:	Full sun – part shade
Irrigation:	Average

Features & Benefits:

The Sonic Bloom* series features the most powerfully reblooming weigela on the market! They bloom abundantly in late spring/early summer with the other weigela then after a brief rest, blooms mid-summer through fall. Deadheading/pruning not required for rebloom.

Sonic Bloom® Pearl flowers open pure white and age to pink for a vivid two-tone effect.

PW
PROVEN
WINNERS®
The #1 Plant Brand.®

Cultural info:

pH/EC (2:1 extract):	5.6 – 6.2 / 0.6 – 0.9	
Fertilization:	150 – 200 ppm N	
Light Level:	High	
Watering:	Moderate	
Rooting Out Temp:	65° - 72° F	
Growing Temp:	60° - 65° F	
Holding Temp:	40° - 50° F	
Sales Window:	Spring; Summer-fall	
Pinching:	Frequent pinches produce a full container	
Vernalization:	Required	
Vigor Rating:	High	
Natural Day Flower:	Late spring/early summer	
Finish Size	Liner/Pot	Weeks to Finish
Grande™	NA	
Quart	NA	
2 - 3 gal	1	

Grower Tips:

- Frequent light pruning produces a dense, full container with appealing presentation.
- Pinching from late summer – spring the year before or of sale will remove old wood blooms.
- Allow 8-10 weeks for rebloom.
- Grow in full sun for best flower set and presentation.

NOTES:

Sonic Bloom® is a registered trademark of the Syngenta Group Company.



Sonic Bloom® Pink

Weigela florida 'Bokrasopin'
USPP 24,572, Can#4597



Landscape Info:

USDA zone:	5 - 8
Mature height:	4 -5'
Exposure:	Full sun – part shade
Irrigation:	Average

Features & Benefits:

The Sonic Bloom® series features the most powerfully reblooming weigela on the market! They bloom abundantly in late spring/early summer with the other weigela then after a brief rest, blooms mid-summer through fall. Deadheading/pruning not required for rebloom.
Sonic Bloom® Pink offers extremely high bud set in both its initial bloom and its rebloom.

PW
PROVEN
WINNERS®
The #1 Plant Brand.®

Cultural info:

pH/EC (2:1 extract):	5.6 – 6.2 / 0.6 – 0.9	
Fertilization:	150 – 200 ppm N	
Light Level:	High	
Watering:	Moderate	
Rooting Out Temp:	65° - 72° F	
Growing Temp:	60° - 65° F	
Holding Temp:	40° - 50° F	
Sales Window:	Spring; Summer-fall	
Pinching:	Frequent pinches produce a full container	
Vernalization:	Required	
Vigor Rating:	High	
Natural Day Flower:	Late spring/early summer	
Finish Size	Liner/Pot	Weeks to Finish
Grande™	NA	
Quart	NA	
2 - 3 gal	1	

Grower Tips:

- Frequent light pruning produces a dense, full container with appealing presentation.
- Pinching from late summer – spring the year before or of sale will remove old wood blooms.
- Allow 8-10 weeks for rebloom.
- Grow in full sun for best flower set and presentation.

NOTES:

Sonic Bloom® is a registered trademark of the Syngenta Group Company.

Sonic Bloom® Red

Weigela florida 'Verweig-6'

USPP 25,132; Can #4716



Landscape Info:	
USDA zone:	5 - 8
Mature height:	4 -5'
Exposure:	Full sun – part shade
Irrigation:	Average

Features & Benefits:
<p>The Sonic Bloom* series features the most powerfully reblooming weigela on the market! They bloom abundantly in late spring/early summer with the other weigela then after a brief rest, blooms mid-summer through fall. Deadheading/pruning not required for rebloom.</p> <p>Sonic Bloom® Red is a reblooming version of the old-fashioned favorite red weigela.</p>

PW
PROVEN
WINNERS®
 The #1 Plant Brand.®

Cultural info:		
pH/EC (2:1 extract):	5.6 – 6.2 / 0.6 – 0.9	
Fertilization:	150 – 200 ppm N	
Light Level:	High	
Watering:	Moderate	
Rooting Out Temp:	65° - 72° F	
Growing Temp:	60° - 65° F	
Holding Temp:	40° - 50° F	
Sales Window:	Spring; Summer-fall	
Pinching:	Frequent pinches produce a full container	
Vernalization:	Required	
Vigor Rating:	High	
Natural Day Flower:	Late spring/early summer	
Finish Size	Liner/Pot	Weeks to Finish
Grande™	NA	
Quart	NA	
2 - 3 gal	1	

Grower Tips:
<ul style="list-style-type: none"> • Frequent light pruning produces a dense, full container with appealing presentation. • Pinching from late summer – spring the year before or of sale will remove old wood blooms. • Allow 8-10 weeks for rebloom. • Grow in full sun for best flower set and presentation. <p>NOTES:</p>
<p>Sonic Bloom® is a registered trademark of the Syngenta Group Company.</p>



JAZZ HANDS® Bold

Loropetalum chinense 'Kurenai Daiou'
USPPAF



Landscape Info:

USDA zone:	7b - 9
Mature height:	5-6'
Exposure:	Full Sun to Partial Shade
Irrigation:	Moderate

Features & Benefits:

Jazz Hands® loropetalum were selected in hot, humid Japan for their unique habit, excellent flowering, and richly colored foliage.

Jazz Hands® Bold offers extra-large flowers and foliage for an extra-showy display, both in the container and in the landscape.

PW
PROVEN
WINNERS®
The #1 Plant Brand.®

Cultural info:

pH/EC (2:1 extract):	4.5-6.3 / 0.6 – 0.9	
Fertilization:	150 - 200 ppm N	
Light Level:	Moderate to high	
Watering:	Moderate	
Rooting Out Temp:	65 - 72 °F	
Growing Temp:	60 - 65 °F	
Holding Temp:	40 - 50 °F	
Sales Window:	Spring through fall	
Pinching:	Three pinches give a full container	
Vernalization:	None	
Vigor Rating:	Average	
Natural Day Flower:	Spring	
Finish Size	Liner/Pot	Weeks to Finish
Grande™	NA	NA
Quart	NA	NA
2 - 3 gal	1	12-20 weeks

Grower Tips:

- Loropetalum are relatively tender plants, hardy only to USDA zones 7b (10° F) but are very popular in warm region landscapes.
- Leaves may become chlorotic (yellow) in alkaline (pH greater than 7.0) soil.
- They benefit from being mulched. Once established, they are very tolerant of drought conditions.
- May be shaped or sheared after flowering, depending on landscape application.

NOTES:

JAZZ HANDS® Dwarf Pink

Loropetalum chinense 'Kurenai'
USPPAF



Landscape Info:

USDA zone:	7b - 9
Mature height:	1-3'
Exposure:	Full Sun to Partial Shade
Irrigation:	Moderate

Features & Benefits:

Jazz Hands® Loropetalum were selected in hot, humid Japan for their unique habit, excellent flowering, and richly colored foliage.

Jazz Hands® Dwarf Pink is a low-growing variety that is wider than tall, which gives it a whole new landscape application. Great in decorative containers, too.

PW
PROVEN
WINNERS®
The #1 Plant Brand.®


Cultural info:

pH/EC (2:1 extract):	4.5-6.3 / 0.6 – 0.9	
Fertilization:	150 - 200 ppm N	
Light Level:	Moderate to high	
Watering:	Moderate	
Rooting Out Temp:	65 - 72 °F	
Growing Temp:	60 - 65 °F	
Holding Temp:	40 - 50 °F	
Sales Window:	Spring through fall	
Pinching:	Three pinches give a full container	
Vernalization:	None	
Vigor Rating:	Average	
Natural Day Flower:	Spring	
Finish Size	Liner/Pot	Weeks to Finish
Grande™	NA	NA
Quart	NA	NA
Royale™	1	Varies by location grown
2 - 3 gal	1	Varies by location grown

Grower Tips:

- Loropetalum are relatively tender plants, hardy only to USDA zones 7b (10° F) but are very popular in warm region landscapes.
- Leaves may become chlorotic (yellow) in alkaline (pH greater than 7.0) soil.
- They benefit from being mulched. Once established, they are very tolerant of drought conditions.
- Pruning is seldom needed, but may be shaped after flowering.

NOTES:



JAZZ HANDS® Dwarf White

Loropetalum chinense 'Hakuou'
USPPAF



Landscape Info:

USDA zone:	7b - 9
Mature height:	1-3'
Exposure:	Full Sun to Partial Shade
Irrigation:	Moderate

Features & Benefits:

Jazz Hands® loropetalum were selected in hot, humid Japan for their unique habit, excellent flowering, and richly colored foliage.

Jazz Hands® Dwarf White has crisp, clean white flowers with a cooling effect. It reblooms, so unlike other green-leaf loropetalum, it has flowers spring, summer, and fall.

PW
PROVEN
WINNERS®
The #1 Plant Brand.®

Cultural info:

pH/EC (2:1 extract):	4.5-6.3 / 0.6 – 0.9	
Fertilization:	150 - 200 ppm N	
Light Level:	Moderate to high	
Watering:	Moderate	
Rooting Out Temp:	65 - 72 °F	
Growing Temp:	60 - 65 °F	
Holding Temp:	40 - 50 °F	
Sales Window:	Spring through fall	
Pinching:	Three pinches give a full container	
Vernalization:	None	
Vigor Rating:	Average	
Natural Day Flower:	Spring	
Finish Size	Liner/Pot	Weeks to Finish
Grande™	NA	NA
Quart	NA	NA
Royale™	1	Varies by location grown
2 - 3 gal	1	Varies by location grown

Grower Tips:

- Loropetalum are relatively tender plants, hardy only to USDA zones 7b (10° F) but are very popular in warm region landscapes.
- Leaves may become chlorotic (yellow) in alkaline (pH greater than 7.0) soil.
- They benefit from being mulched. Once established, they are very tolerant of drought conditions.
- Pruning is seldom needed, but may be shaped after flowering.

NOTES:

JAZZ HANDS® Mini

Loropetalum chinense ‘Beni Hime’
USPPAF



Landscape Info:	
USDA zone:	7b - 9
Mature height:	10-12"
Exposure:	Full Sun to Partial Shade
Irrigation:	Moderate

Features & Benefits:
Jazz Hands® loropetalum were selected in hot, humid Japan for their unique habit, excellent flowering, and richly colored foliage.
Jazz Hands® Mini is the smallest loropetalum available! Reaching just one foot high and three feet wide, it's an unusual, easy-care groundcover or container plant.



Cultural info:		
pH/EC (2:1 extract):	4.5-6.3 / 0.6 – 0.9	
Fertilization:	150 - 200 ppm N	
Light Level:	Moderate to high	
Watering:	Moderate	
Rooting Out Temp:	65 - 72 °F	
Growing Temp:	60 - 65 °F	
Holding Temp:	40 - 50 °F	
Sales Window:	Spring through fall	
Pinching:	Three pinches give a full container	
Vernalization:	None	
Vigor Rating:	Low	
Natural Day Flower:	Spring	
Finish Size	Liner/Pot	Weeks to Finish
Grande™	NA	NA
Quart	NA	NA
Royale™	1	Varies by location grown
2 - 3 gal	1	Varies by location grown

Grower Tips:
<ul style="list-style-type: none">Loropetalum are relatively tender plants, hardy only to USDA zones 7b (10° F) but are very popular in warm region landscapes.Leaves may become chlorotic (yellow) in alkaline (pH greater than 7.0) soil.They benefit from being mulched. Once established, they are very tolerant of drought conditions.Pruning is seldom needed, but may be shaped after flowering.
NOTES:



JAZZ HANDS® Variegated

Loropetalum chinense 'Irodori'
USPPAF



Landscape Info:

USDA zone:	7b - 9
Mature height:	4 - 6'
Exposure:	Full Sun to Partial Shade
Irrigation:	Moderate

Features & Benefits:

Jazz Hands® loropetalum were selected in hot, humid Japan for their unique habit, excellent flowering, and richly colored foliage. Jazz Hands® Variegated is the only variegated loropetalum on the market. New foliage emerges in a marbled pattern of pink, white, and purple; fuchsia colored flowers cover the plant in spring.

PW
PROVEN
WINNERS®
The #1 Plant Brand.®

Cultural info:

pH/EC (2:1 extract):	4.5-6.3 / 0.6 – 0.9	
Fertilization:	150 - 200 ppm N	
Light Level:	Moderate to high	
Watering:	Moderate	
Rooting Out Temp:	65 - 72 °F	
Growing Temp:	60 - 65 °F	
Holding Temp:	40 - 50 °F	
Sales Window:	Spring through fall	
Pinching:	Three pinches give a full container	
Vernalization:	None	
Vigor Rating:	Average	
Natural Day Flower:	Spring	
Finish Size	Liner/Pot	Weeks to Finish
Grande™	NA	NA
Quart	NA	NA
Royale™	1	Varies by location grown
2 - 3 gal	1	Varies by location grown

Grower Tips:

- Loropetalum are relatively tender plants, hardy only to USDA zones 7b (10° F) but are very popular in warm region landscapes.
- Leaves may become chlorotic (yellow) in alkaline (pH greater than 7.0) soil.
- They benefit from being mulched. Once established, they are very tolerant of drought conditions.
- Pruning is seldom needed, but may be shaped after flowering.

NOTES:

OSO EASY® Double Red

Rosa x 'Meipeporia'
USPP 26,298



Landscape Info:	
USDA zone:	5 - 9
Mature height:	3 – 4'
Exposure:	Full sun
Irrigation:	Moderate

Features & Benefits:
Oso Easy® disease resistant landscape roses are introduced only after successfully passing the gauntlet of closely spaced, no spray treatment in our greenhouses.
Oso Easy® Double Red rose has large, fully double flowers in appealing rose-red. Flowers held high above foliage for exceptional presentation.



Cultural info:		
pH/EC (2:1 extract):	5.6- 6.2/ 0.6 – 1.5	
Fertilization:	150 - 300 ppm N	
Light Level:	High	
Watering:	Moderate to Moist	
Rooting Out Temp:	65 - 72 °F	
Growing Temp:	60 - 65 °F	
Holding Temp:	40 - 50 °F	
Sales Window:	Spring through fall	
Pinching:	Frequent light shearing produces a full, rounded container.	
Vernalization:	Beneficial but not required	
Vigor Rating:	High	
Natural Day Flower:	Spring-fall (may take a break in hot summer weather)	
Finish Size	Liner/Pot	Weeks to Finish
Grande™	NA	NA
Quart	NA	NA
Royale™	1	NA
2 - 3 gal	1	Varies by location grown

Grower Tips:
<ul style="list-style-type: none">Oso Easy roses are disease resistant, but in production and at the garden center, they should be grown in good light with plenty of air circulation.As with all roses, overhead watering should be avoided for best container presentation.These roses are self-cleaning but debris should be removed regularly to discourage fungal growth.While in bloom, light, all-over shearing serves as both a pinch and to deadhead the plant, resulting in denser form and fresh flower buds.
NOTES:



OSO EASY® Lemon Zest

Rosa x 'ChewHocan'
Can #5130



Landscape Info:

USDA zone:	5 - 9
Mature height:	1.5 – 2.5'
Exposure:	Full sun
Irrigation:	Moderate

Features & Benefits:

Oso Easy® disease resistant landscape roses are introduced only after successfully passing the gauntlet of closely spaced, no spray treatment in our greenhouses.
Oso Easy® Lemon Zest produces lemon-yellow flowers that do not fade to white. We evaluated dozens of yellows before finding one good enough!



Cultural info:

pH/EC (2:1 extract):	5.6- 6.2/ 0.6 – 1.5	
Fertilization:	150 - 300 ppm N	
Light Level:	High	
Watering:	Moderate to Moist	
Rooting Out Temp:	65 - 72 °F	
Growing Temp:	60 - 65 °F	
Holding Temp:	40 - 50 °F	
Sales Window:	Spring through fall	
Pinching:	Frequent light shearing produces a full, rounded container.	
Vernalization:	Beneficial but not required	
Vigor Rating:	High	
Natural Day Flower:	Spring-fall (may take a break in hot summer weather)	
Finish Size	Liner/Pot	Weeks to Finish
Grande™	NA	NA
Quart	NA	NA
Royale™	1	NA
2 - 3 gal	1	Varies by location grown

Grower Tips:

- Oso Easy roses are disease resistant, but in production and at the garden center, they should be grown in good light with plenty of air circulation.
- As with all roses, overhead watering should be avoided for best container presentation.
- These roses are self-cleaning but debris should be removed regularly to discourage fungal growth.
- Heavier feeding will increase bloom if needed.
- While in bloom, light, all-over shearing serves as both a pinch and to deadhead the plant, resulting in denser form and fresh flower buds.

NOTES:

OSO EASY® Mango Salsa

Rosa x 'ChewperAdventure'
USPP 22,190, Can #4688



Landscape Info:

USDA zone:	5 - 9
Mature height:	2 - 3'
Exposure:	Full sun
Irrigation:	Moderate

Features & Benefits:

Oso Easy® disease resistant landscape roses are introduced only after successfully passing the gauntlet of closely spaced, no spray treatment in our greenhouses.

Oso Easy® Mango Salsa blooms are a unique orange-pink that lends an exotic look to the landscape, but without any fussy care.




Cultural info:

pH/EC (2:1 extract):	5.6- 6.2/ 0.6 – 1.5	
Fertilization:	150 - 300 ppm N	
Light Level:	High	
Watering:	Moderate to Moist	
Rooting Out Temp:	65 - 72 °F	
Growing Temp:	60 - 65 °F	
Holding Temp:	40 - 50 °F	
Sales Window:	Spring through fall	
Pinching:	Frequent light shearing produces a full, rounded container.	
Vernalization:	Beneficial but not required	
Vigor Rating:	High	
Natural Day Flower:	Spring-fall (may take a break in hot summer weather)	
Finish Size	Liner/Pot	Weeks to Finish
Grande™	NA	NA
Quart	NA	NA
Royale™	1	NA
2 - 3 gal	1	Varies by location grown

Grower Tips:

- Oso Easy roses are disease resistant, but in production and at the garden center, they should be grown in good light with plenty of air circulation.
- As with all roses, overhead watering should be avoided for best container presentation.
- These roses are self-cleaning but debris should be removed regularly to discourage fungal growth.
- While in bloom, light, all-over shearing serves as both a pinch and to deadhead the plant, resulting in denser form and fresh flower buds.

NOTES:



OSO EASY® Urban Legend

Rosa x 'ChewPatout'
USPPAF, CBRAF



Landscape Info:

USDA zone:	5 - 9
Mature height:	3 - 4'
Exposure:	Full sun
Irrigation:	Moderate

Features & Benefits:

Oso Easy® disease resistant landscape roses are introduced only after successfully passing the gauntlet of closely spaced, no spray treatment in our greenhouses.

Oso Easy® Urban Legend is a vivid, true red landscape rose. Large flowers with yellow centers make for an eye-catching display.

PW
PROVEN
WINNERS®
The #1 Plant Brand.®

Cultural info:

pH/EC (2:1 extract):	5.6- 6.2/ 0.6 – 1.5	
Fertilization:	150 - 300 ppm N	
Light Level:	High	
Watering:	Moderate to Moist	
Rooting Out Temp:	65 - 72 °F	
Growing Temp:	60 - 65 °F	
Holding Temp:	40 - 50 °F	
Sales Window:	Spring through fall	
Pinching:	Frequent light shearing produces a full, rounded container.	
Vernalization:	Beneficial but not required	
Vigor Rating:	High	
Natural Day Flower:	Spring-fall (may take a break in hot summer weather)	
Finish Size	Liner/Pot	Weeks to Finish
Grande™	NA	NA
Quart	NA	NA
Royale™	1	NA
2 - 3 gal	1	Varies by location grown

Grower Tips:

- Oso Easy roses are disease resistant, but in production and at the garden center, they should be grown in good light with plenty of air circulation.
- As with all roses, overhead watering should be avoided for best container presentation.
- These roses are self-cleaning but debris should be removed regularly to discourage fungal growth.
- While in bloom, light, all-over shearing serves as both a pinch and to deadhead the plant, resulting in denser form and fresh flower buds.

NOTES: