

SUNSATIA® *Nemesia* 🪴🌱🌱 6-10" Vigor: 2

This is the collection that epitomizes the art and science of plant breeding. Very showy and dramatic in borders, hanging baskets, and containers. All varieties have a full, attractive habit and are ideal for early spring. Sunsatia are exceptionally cold tolerant and incredibly colorful.

Growing Tips for SUNSATIA®

- Grow these plants on the dry side.
- Preventive fungicides are recommended 1 week after transplant.
- High light is required in production.
- Air circulation, proper water management, and good soil porosity are critical.
- Use well-drained media only.
- Requires 150-200 ppm fertilizer for optimal growth.
- In growing group AA (see page 163).

Notes: For all sizes of containers, pinch the liner 1-2 weeks after transplant; for containers larger than 6" and for hanging baskets, trim around the edge of the container as needed prior to spacing or hanging of the baskets. Cold temperatures will also control growth. Sensitive to pythium, phytopthera, and thielaviopsis. Rhapsody and other copper-based fungicides are effective as a preventative application.

AWARD WINNER – SUNSATIA® *Nemesia*
10 Awards including: Excellent Rating, Disney Trials; Consumer Top Choice, Cornell-Long Island



SUNSATIA® BLOOD ORANGE™
Nemesia "INNEMBLORA" USPPAF CanPBRAF
10-14"

INNOCENCE® *Nemesia fruticans* 🪴🌱🌱 Vigor: 2

Many early spring programs owe their success to nemesia. But their value as mid-season crops is just as important. Frost-tolerant and easy to grow, these snapdragon-like beauties also sport well-branched stems and attractive, medium green foliage.

AWARD WINNERS – Bluebird and INNOCENCE® *Nemesia*
5 Awards including: Top Performer, Michigan State; Best of Breed for Winter, North Carolina State, JC Raulston Arboretum; Superior Rating, Penn State; Top Performer, Ohio State; Best of the Best, University of Georgia

Growing Tips for *Nemesia*

- Preventive fungicides are recommended one week after transplant.
- Florel® at 500 ppm is effective at increasing branching.
- Sumagic® at 5 ppm and cold temperatures are effective at controlling growth.
- Requires 150-200 ppm fertilizer for optimal growth.
- In growing group AA (see page 163).

Notes: For all sizes of containers, pinch the liner 1-2 weeks after transplant; for containers larger than 6" and for hanging baskets, trim around the edge of the container as needed prior to spacing or hanging of the baskets.



Opal INNOCENCE®
Nemesia fruticans "Fleurame" USPP17035
10-16"

Bluebird *Nemesia fruticans* "Hubbird" USPP12014 Can1634
10-12"

INFINITY® and RUFFLES™ New Guinea Impatiens

LANDSCAPE   10-14" Vigor: 1

Highly recommended alternatives to *I. walleriana*, New Guinea Impatiens have a similar look but with larger, more brilliantly colored blooms that appear from spring through summer without deadheading. Ruffles™ varieties feature ruffled flower petals and a slightly smaller habit than Infinity® Impatiens. All are incredibly versatile, thriving in monoculture and combination containers as well as in landscapes. They are ideal for 4.25 Grande™ and 1.0 Royale™ container production.

Growing Tips for INFINITY® and RUFFLES™

- Preventive fungicides are recommended one week after transplant.
- Sensitive to high-soluble salts; use 100-150 ppm fertilizer.
- Light shade is optimal for best growth.
- Aggressive scouting and treatment program for thrips are recommended for INSV control. Do not use Medallion® due to severe PGR effect on NGIs.
- Be sure not to overwater while plants are still rooting to the container edge.
- Growing at too cool of a temperature can cause purpling of the foliage and the stunting of growth.
- Yellow foliage is caused by drying the plant down past wilt stage.
- In growing group CC (see page 163).

Notes: No pinching recommended. These varieties are bred to branch well without pinching, which would only delay flowering and result in a less-balanced plant habit. No growth regulators recommended or needed. Winter flowering occurs in Sunbelt states.

AWARD WINNERS –

INFINITY® New Guinea Impatiens

54 Awards including: Excellent Rating, Disney Trials; One of the Best, Penn State; Top Performer, University of Illinois; Top Performer, Colorado State University

RUFFLES™ New Guinea Impatiens

46 Awards including: Top Performer, Biltmore; Top Performer, Jardin Daniel A Seguin; Excellent Rating, Disney-Warm Season; Top Performer, Michigan State University



INFINITY® Lavender
Impatiens hawkerii *** USPPAF CanPBRAF



RUFFLES™ Peach
Impatiens hawkerii *KIRORUF113* USPP26751 CanPBRAF



Collection
Top Seller

INFINITY® Red *Impatiens hawkerii* *Vinfalbis* USPP23277

Infinity® series



INFINITY® Blushing Crimson
Impatiens hawkerii *Kiamuna* USPP20938



INFINITY® Blushing Lilac
Impatiens hawkerii *Visinlila* USPP16147



INFINITY® Cherry Red
Impatiens hawkerii *Visinchrimg* USPP20965



INFINITY® Dark Pink
Impatiens hawkerii *Visindkp* USPP16472



INFINITY® Lavender
Impatiens hawkerii *** USPPAF CanPBRAF



INFINITY® Light Purple
Impatiens hawkerii *Visinlilu* USPP16227



INFINITY® Orange
Impatiens hawkerii *Visinforimg* Can2886



INFINITY® Orange Frost
Impatiens hawkerii *Visinforfr* USPP16207 Can2288



INFINITY® Pink
Impatiens hawkerii *Visinpink* USPP16419



INFINITY® Pink Frost
Impatiens hawkerii *Visinfpfr* USPP16262



Collection
Top Seller

INFINITY® Red
Impatiens hawkerii *Vinfalbis* USPP23277



INFINITY® Salmon
Impatiens hawkerii *Visinsalimg* USPP20971



Collection
Top Seller

INFINITY® White
Impatiens hawkerii *Visinwhimg* USPP20984

Ruffles™ series



RUFFLES™ Fuchsia Rose
Impatiens hawkerii *KIROCOLETTE* USPP26752 CanPBRAF



RUFFLES™ Lavender
Impatiens hawkerii *KIRORUF237* USPP26781 CanPBRAF



RUFFLES™ Peach
Impatiens hawkerii *KIRORUF113* USPP26751 CanPBRAF



RUFFLES™ Red
Impatiens hawkerii *Kironanette* USPP26753 CanPBRAF

LEMON DROP® *Oenothera*

LANDSCAPE 🪴 🌞 🌱 8-12" Zones 5-11 🦋 🦋 Vigor: 2

Easy to grow, maintenance-free, and heat tolerant, Lemon Drop is a glorious, summer-long bloomer for hot, sunny spaces and containers.

Growing Tips for LEMON DROP®

- Yellowing foliage is most likely a symptom of overwatering.
- Long days are needed to flower early. Under natural day length, the plants will generally bloom beginning in late spring.
- A physiological response to cold temperatures is pink spots on the foliage and stems, which disappears as temperatures rise in production later in the season.
- Needs 100-150 ppm N constant liquid feed for optimal growth.
- In growing group AB (see page 163).

Notes: For containers 6" and smaller, pinch at transplanting only. For hanging baskets and containers larger than 6", soft pinch at planting and additional shaping pinch as needed. PGRs generally not needed, but 5-10 ppm of Sumagic® is effective. Winter flowering occurs in Sunbelt states.

AWARD WINNER – LEMON DROP® *Oenothera*

11 Awards Including: Best New Variety, Colorado State University; Classic City Awards, University of Georgia; Best Varieties, Penn State

BRIGHT LIGHTS™ *Osteospermum*

LANDSCAPE 🪴 🌞 🌱 8-12" Vigor: 2

Dual cold and heat tolerance results in a long sales window for Bright Lights™ Osteospermums. Move them out first thing in spring, and then continue with summer, fall and even winter sales in sunbelt states.

BRIGHT LIGHTS™ Double Moonglow

Osteospermum ecklonis **** USPPAF CanPBRAF US Utility US8759646 and US9040792

This double-flowered selection is twice as nice with its large, white flowers and showy, yellow centers. The center petals prevent the flowers from closing in low light conditions, keeping impulse sales strong, rain or shine. New this year.

Growing Tips for BRIGHT LIGHTS™

- Treat with a preventative broad spectrum fungicidal drench 1-2 weeks after transplant.
- Good air circulation, control of humidity, and good sanitation are critical to crop success.
- Cooler temperatures and high light in production are essential for spring bud set and branching.
- Use 150-200 ppm fertilizer.
- In growing group AB (see page 163).

Notes: Removing the buds and flowers at transplant isn't necessary but can be beneficial.



BRIGHT LIGHTS™ Yellow
Osteospermum "INOSTYELLOW" USPPAF CanPBRAF

BRIGHT LIGHTS™ Double Moonglow
Osteospermum ecklonis **** USPPAF CanPBRAF
US Utility US8759646
and US9040792

SOPRANO® and SYMPHONY *Osteospermum*

🪴 🌞 🌱 8-14" Vigor: 2

Growers who are familiar with Osteospermum are well-versed in **Soprano**, the classic series with improved heat tolerance. And gardeners love their daisies too, finding these purple blooms (the #1 favorite color of gardeners) hard to resist each spring. They are ideal in 4.25 Grande™ containers for spring and fall sales.

For nearly twenty years, **Symphony** has remained our top-selling Osteospermum series. These interspecific hybrids are virtually sterile so they flower profusely, even in summer. The cheerful yellow and orange blooms are accented by a tiny violet eye that makes the colors really pop. Grow in 4.25 Grande™ containers and watch them fly out the door in spring.

Growing Tips for SOPRANO® and SYMPHONY

- Pinch at transplant only if necessary. If you pinch, use a spray application of fungicide immediately as a preventative measure.
- Requires high light in production.
- Warm and slightly dry conditions after transplanting speeds rooting and growth.
- Use 150-200ppm fertilizer.
- PGRs are not recommended.
- Symphony may be finished outside to tone plants; Soprano is not recommended for finishing outside.
- In growing group AB (see page 163).



SOPRANO® Purple
Osteospermum "Osoutis" USPP15491 Can2136

SOPRANO® Light Purple
Osteospermum "Osamlipur" USPP17410 Can2452

SOPRANO® White
Osteospermum "Osamwhit" USPP17070 Can2453

Orange SYMPHONY
Osteospermum "Selkimora" USPP13409 COPF

Lemon SYMPHONY
Osteospermum "Selkirem" USPP13407 COPF

CHARMED® Wine

Oxalis regnellii

🪴 🌞 🌞 🌞 🌿 6-16" Vigor: 1

Here’s a plant you can grow and sell in multiple displays including St. Patrick’s Day, shade collections and as an indoor plant for sunny windowsills. Violet purple, shamrock-shaped leaves form a restrained mound topped with pale pink flowers all season. Easy to mix with other low to medium vigor plants in window boxes and patio pots, and looks great in 4.25 Grande™ containers.

Growing Tips for CHARMED® Wine

- Prefers warmer production temperatures.
- Warm and slightly dry conditions after transplanting speeds root in and growth.
- Light shade is best for optimal growth.
- Shear back if petioles become too long due to low light conditions.
- Use 150-200 ppm fertilizer for optimal growth.
- In growing group BB (see page 163).

Notes: To schedule for St. Patrick’s Day, plan on a 4-6 week crop, and supplemental lighting may be needed to keep plant compact for Northern growers. Pinching not needed. PGRs not needed.

AWARD WINNER – CHARMED® Wine *Oxalis*

2 Awards: Arboretum Approved, Dallas Arboretum; Best of Species, Penn State



CHARMED® Wine
Oxalis regnellii JROXBURWIT USPP17557 Can2949



GRACEFUL GRASSES® VERTIGO® *Pennisetum purpureum*, Sweet Caroline Bewitched AFTER MIDNIGHT™ *Ipomoea batatas*, Sweet Caroline Raven *Ipomoea batatas*, SUPERTUNIA® ROYAL VELVET™ *Petunia*, and DOLCE® ‘Blackberry Ice’ *Heuchera* (Coral Bells)

BOLDLY® *Pelargonium*

LANDSCAPE 🪴 🌞 🌞 🌞 10-12" Vigor: 3

Geraniums are a consumer favorite, and the blooms of Boldly already have a dedicated and strong following among gardeners. That popularity has grown since this interspecific cross between zonal and ivy geraniums joined the Proven Winners brand. With more zonal traits than ivy traits, exceptional heat tolerance, and a mounded habit, Boldly offers beauty and strong garden performance.

Key account customers can purchase and propagate cuttings of Boldly® on your own. Contact your propagator for additional information.

AWARD WINNER – BOLDLY® *Pelargonium*

84 Awards including: Top Performer, Kansas State; Plant of Merit, University of Georgia; Leader of the Pack, North Carolina State; Top Performer, University of Minnesota

Growing Tips for BOLDLY®

- 200-250 ppm fertilizer for optimal growth.
- Requires high light in production.
- Pinching should not be necessary. Apply Cycocel at 750 to 1,000 ppm as needed.
- Apply 350 ppm of Florel® once or twice. First application should be applied 10 to 14 days after transplant. Repeat 5 to 8 days later, if desired. Applications should be stopped 6 to 7 weeks before desired sell date.
- Geraniums are sensitive to iron and magnesium toxicity; soil pH maintained above 6.0 will limit problems.
- In growing group BC (see page 163).

Notes: Treat with preventative broad-spectrum fungicidal drench one week after transplant. Scout crops regularly for disease development. Good air circulation, control of humidity, and good sanitation practices are critical.



BOLDLY® Scarlet Fire
Pelargonium Cope Scarfir USPP20466 Can3736

BOLDLY® Lavender Rose
Pelargonium PEOZ0002 USPP23404 Can4632

BOLDLY® Hot Pink
Pelargonium PEOZ0001 USPP24735 Can4631

Top 50

BOLDLY® Burgundy
Pelargonium PEOZ0004 USPP24712 Can4634

BOLDLY® Dark Red
Pelargonium Amiri Trained USPP20245 Can3728

TIMELESS™ *Pelargonium*

LANDSCAPE   12-18" Vigor: 2

Timeless is a new name but has the same great genetics as its forerunner, Caliente, which is already a popular plant with consumers. Sales have grown as this interspecific cross between zonal and ivy geraniums joined the Proven Winners brand. With more ivy traits than zonal traits, exceptional heat tolerance, and a vibrant collection of colors, Timeless offers beauty and strong garden performance. Timeless Pink and Timeless Fire have a more cascading, very well-branched habit while the others in this series are more mounded and compact.

Key account customers can purchase and propagate cuttings of Timeless™ on your own. Contact your propagator for additional information.

AWARD WINNER – TIMELESS™ *Pelargonium*
76 Awards including: Best of Breed, North Carolina State; Top Performer, Kansas State; Summer Survivor, Texas A&M

Growing Tips for TIMELESS™

- 200-250 ppm fertilizer for optimal growth.
- Requires high light in production.
- Pinching should not be necessary. Apply Cycocel® at 750 to 1,000 ppm as needed.
- Apply 350 ppm of Florel® once or twice. First application should be applied 10 to 14 days after transplant. Repeat 5 to 8 days later, if desired. Applications should be stopped 6 to 7 weeks before desired sell date.
- Geraniums are sensitive to iron and magnesium toxicity; soil pH maintained above 6.0 will limit problems.
- In growing group BC (see page 163).

Notes: Treat with preventative broad-spectrum fungicidal drench one week after transplant. Scout crops regularly for disease development. Good air circulation, control of humidity, and good sanitation practices are critical.



SUPERTUNIA® *Petunia*

LANDSCAPE   6-12"    all Vigor: 3 except Giant Pink, Pretty Much Picasso® and Supertunia® Vistas: Vigor: 4

The Best Petunia. Period. For incredible color and season-long performance, choose Supertunia. Whether you're using them to create extraordinary hanging baskets, upright combos or in landscapes, you can expect an exceptional show of color from planting until frost. Supertunias are self-cleaning – no deadheading necessary – and grow with remarkable vigor, petal substance and disease resistance. You won't find a more outstanding petunia.

SUPERTUNIA® LOVIE DOVIE™
Petunia 'BBTUN91601' USPPAF CanPBRAF

Ruffled white flowers with a stable, magenta pink star pattern. This durable, all-season performer has great heat and humidity tolerance. New this year.

SUPERTUNIA® ROYAL MAGENTA™ Improved
Petunia 'INPETROYMA' USPPAF CanPBRAF

An improvement over one of the longest standing varieties we offer, you'll notice improved vigor, branching and flower power on this glowing magenta beauty. Improved this year.

AWARD WINNERS – SUPERTUNIA®
1159 Awards including: Top Performer, Missouri Botanical Garden; Exceptional Performer, University of Florida; Excellent Rating, Boerner Botanical Garden, Milwaukee, Wisconsin; Outstanding Rating, Disney Trials; Plant of the Year, Metrolina; Best New Variety, Colorado State University; Top Performer, Oregon State University

Growing Tips for SUPERTUNIA®

- Requires high light in production.
- 250+ ppm fertilizer. Watch pH and EC levels.
- All "veined" petunias are more sensitive to cold. Keep above 50° F (10° C).
- Day-length neutral varieties need less PGRs. Cold temperatures also control growth.
- Yellow growth tips often indicate an iron shortage in response to too high pH.
- Black Cherry has above average vigor and flowers very early. Grow as bright as possible, space plants well, provide good air movement and avoid high humidity. Grow cool with 65-68°F days and 55-60°F nights. Regular applications of PGRs will help to keep plants more compact and will hold them longer.
- In growing group AA (see page 163).

Notes: For all sizes of containers, pinch the liner 1–2 weeks after transplant; for containers larger than 6" and for hanging baskets, trim around the edge of the container as needed prior to spacing or hanging of the baskets. 10-15 ppm Sumagic® spray or 1-3 ppm Bonzi® drench are effective at controlling growth. Apply as needed. Supertunia Minis may require higher rates of PGRs.



There's a type of Supertunia to suit every gardening need. For a petunia that goes anywhere from landscapes to containers, choose the large-flowered, mounding Supertunia. Choose Supertunia Minis for a bold splash of trailing color in premium combinations and use Supertunia Charms for early color in hanging baskets and landscapes.

Supertunia®



SUPERTUNIA® BERMUDA BEACH™
Petunia 'Kerversalm' USPP19329 **Top 50**

SUPERTUNIA® BLACK CHERRY™
Petunia 'USTUN3003' PP27312 CanPBRAF
Utility Patent 7642436 **Top 50**

SUPERTUNIA® BORDEAUX™
Petunia 'Lanbor' USPP16144 Can2532 **Top 5**

SUPERTUNIA® Giant Pink
Petunia 'USTUN153' USPP14856 Can1934

SUPERTUNIA® HONEY™
Petunia 'DCAS303' USPPAF Utility Patent 7642436B2 **Top 50**



SUPERTUNIA® LATTE™
Petunia 'Kerlatte' USPPAF CanPBRAF

SUPERTUNIA® 'Lavender Skies'
Petunia USPP21692 Can4090

SUPERTUNIA® LIMONCELLO™
Petunia 'Pactoyel' USPP23282 **Top 50**

SUPERTUNIA® LOVIE DOVIE™
Petunia 'BBTUN91601' USPPAF CanPBRAF **NEW**

SUPERTUNIA® PICASSO IN BLUE®
Petunia 'USTUN75102' USPPAF CanPBRAF



SUPERTUNIA® PICASSO IN PINK®
Petunia 'USTUN48002' USPP24501 Can4783

SUPERTUNIA® PICASSO IN PURPLE™
Petunia *** USPPAF CanPBRAF

SUPERTUNIA® PRETTY MUCH
PICASSO® *Petunia*
'BHTUN31501' USPP21649 Can4078

SUPERTUNIA® PRISCILLA®
Petunia 'Kerpricomp' USPP19327 CanPBRAF



SUPERTUNIA® Really Red
Petunia 'G13460' USPPAF CanPBRAF **Top 50**

SUPERTUNIA® ROYAL MAGENTA™
Improved *Petunia* 'INPETROYNIA' USPPAF CanPBRAF **Top 50**

SUPERTUNIA® ROYAL VELVET™
Petunia 'Kakegawa S28' USPP13887 Can1039 **Top 5**

SUPERTUNIA® White
Petunia 'XL 1117' USPP25485 Can4778 **Top 50**



SUPERTUNIA® Vista BUBBLEGUM®
Petunia 'USTUN16001' USPP17730 Can2871 **Top 5**

SUPERTUNIA® Vista Fuchsia
Petunia 'BHTUN63301' USPPAF CanPBRAF **Top 50**

SUPERTUNIA® Vista Silverberry
Petunia 'USTUN160-01' USPP20903 Can3866 **Top 50**

Supertunia® Mini



SUPERTUNIA® Mini Blue
Petunia 'Kerminblue' USPP21043 Can3867

SUPERTUNIA® Mini Blue Veined
Petunia 'Canblue' USPP13543 Can1605

SUPERTUNIA® Mini Bright Pink
Petunia 'Mediopino' USPP14858 Can1932

SUPERTUNIA® Mini Purple
Petunia 'USTUN16504' USPP17898 Can2872



SUPERTUNIA® Mini Rose Veined
Petunia 'USTUN53402' USPP27390 CanPBRAF

SUPERTUNIA® Mini Silver
Petunia 'Petwiblv' USPP17247 Can2594

SUPERTUNIA® Mini
Strawberry Pink Veined
Petunia 'Constraw' USPP13539 Can1609

SUPERTUNIA® Mini White
Petunia 'Conbloss' USPP13556 Can1604

Supertunia® Charm



SUPERTUNIA® Daybreak Charm
Petunia 'USTUN69002' USUSPP27727 CanPBRAF

SUPERTUNIA® Hot Pink Charm
Petunia *** USPPAF CanPBRAF **NEW**

SUPERTUNIA® Indigo Charm
Petunia 'USTUN29801' USPP22883 Can4351

SUPERTUNIA® Mulberry Charm
Petunia *** USPPAF CanPBRAF **NEW**



SUPERTUNIA® Morning Glory Charm
Petunia 'USTUN1801' USPP27391 CanPBRAF

SUPERTUNIA® Pink Star Charm
Petunia 'USTUNJ2401' USPPAF CanPBRAF

SUPERTUNIA® Sangria Charm
Petunia 'USTUN34803' USPP22884 Can4352

SUPERTUNIA® Violet Star Charm
Petunia 'USTUNJ1901' USPPAF CanPBRAF

SUPERTUNIA® Picasso *Petunia*

LANDSCAPE 6-12" Vigor: 3 Pretty Much Picasso®: Vigor: 4

Standing out from the crowd with their artistically painted blooms is what Picasso Supertunias do best. Their novel flowers have tremendous impulse appeal and their performance matches the high standards set for all Supertunias.

Growing Tips for SUPERTUNIA® PICASSO *Petunia*

- Requires high light in production.
- 250+ ppm fertilizer. Watch pH and EC levels.
- Yellow growth tips often indicate an iron shortage in response to too high pH.
- Do not bring in too early.
- In growing group AA (see page 163).

Notes: For all sizes of containers, pinch the liner 1-2 weeks after transplant; for containers larger than 6" and for hanging baskets, trim around the edge of the container as needed prior to spacing or hanging of the baskets. 10-15 ppm Sumagic® spray or 1-3 ppm Bonzi® drench are effective at controlling growth. Apply as needed.

SUPERTUNIA® PICASSO IN BLUE®
Petunia USTUN75102 USPPAF CanPBRAF



1. Proven Package Sizes:
4.50 Classic™, 4.25 Grande™,
or 1.0 GL Royale™



2. Hanging basket tags

Growers need to choose from these Proven Packages when ordering Supertunia® Picassos.

When you order these liners, you must choose one of the following two options:

- Order the traditional white Proven Winners branded container for each liner in one of the available sizes.
- Order a Supertunia Picasso hanging basket tag.

Orders for liners placed without orders for container/tag will not ship.

SUPERTUNIA® Mini *Petunia*

LANDSCAPE 4-8" Vigor: 3

Supertunia Minis are the highlight of combination containers and hanging baskets, trailing up to an amazing six feet long by season's end. They have smaller but extremely plentiful blooms, later to flower but lasting well into fall. They are recommended for mid-May production and will add color to your benches all summer long.



SUPERTUNIA® Mini Blue
Petunia Kerminblue USPP21043 Can3367



SUPERTUNIA® Mini Blue Veined
Petunia Corblue USPP13543 Can1605



SUPERTUNIA® Mini Bright Pink
Petunia Mediopink USPP14858 Can1932



SUPERTUNIA® Mini Purple
Petunia USTUN6504 USPP17896 Can2872



SUPERTUNIA® Mini Rose Veined
Petunia USTUN53402 USPP27390 CanPBRAF



SUPERTUNIA® Mini Silver
Petunia Petwinv USPP17247 Can2594



SUPERTUNIA® Mini Strawberry Pink
Veined *Petunia* Constraw USPP13539 Can1609



SUPERTUNIA® Mini White
Petunia Conbloss USPP13556 Can1604



NEW

SUPERTUNIA® Charm *Petunia*

LANDSCAPE 6-12" Vigor: 3

For a picture perfect summer crop, choose Supertunia Charm. These extremely vigorous petunias are early to flower, a key advantage for Southern growers, and last long into fall. They fill out hanging baskets fully and can be used as a substitute for Calibrachoa in landscape plantings.

SUPERTUNIA® Hot Pink Charm *Petunia* 'USTUN2401M' USPPAF CanPBRAF
Prolific, bold pink flowers. Perfectly matched to Pink Star Charm. New this year.

SUPERTUNIA® Mulberry Charm *Petunia* *** USPPAF CanPBRAF
Like a miniature-flowered Bordeaux™, lavender pink flowers with a purple eye and veining. New this year.



SUPERTUNIA® Daybreak Charm *Petunia* 'USTUN6900Z' USPP27727 CanPBRAF



SUPERTUNIA® Hot Pink Charm *Petunia* *** USPPAF CanPBRAF



SUPERTUNIA® Indigo Charm *Petunia* 'USTUN29801' USPP22883 Can4351



SUPERTUNIA® Mulberry Charm *Petunia* *** USPPAF CanPBRAF



SUPERTUNIA® Morning Glory Charm *Petunia* 'USTUN61801' USPP27391 CanPBRAF



SUPERTUNIA® Pink Star Charm *Petunia* 'USTUNJ2401' USPPAF CanPBRAF



SUPERTUNIA® Sangria Charm *Petunia* 'USTUN34803' USPP22884 Can4352



SUPERTUNIA® Violet Star Charm *Petunia* 'USTUNJ1901' USPPAF CanPBRAF



SUPERTUNIA® Hot Pink Charm *Petunia* *** USPPAF CanPBRAF



SUPERTUNIA® Mulberry Charm *Petunia* *** USPPAF CanPBRAF

SUPERTUNIA® Vista *Petunia*

LANDSCAPE 12-24" Vigor: 4



SUPERTUNIA® Vista BUBBLEGUM® *Petunia* 'USTINI6001' USPP17730 Can2871



SUPERTUNIA® Vista Silverberry *Petunia* 'USTINI60-01' USPP20903 Can3866



SUPERTUNIA® Vista Fuchsia *Petunia* 'BHTUN65301' USPPAF CanPBRAF

Vigor: 4

The best petunia for landscapes. Hands down.

Supertunia Vista varieties deliver an outstanding performance over the entire season, lasting an extra month in southern states and well into fall in moderate climates. They are bred to flower earlier, grow taller and wider, and grow more vigorously than other Supertunia. Vista Bubblegum has become a legend in its own time, and the other Vistas are well-matched too.

ANNUALS

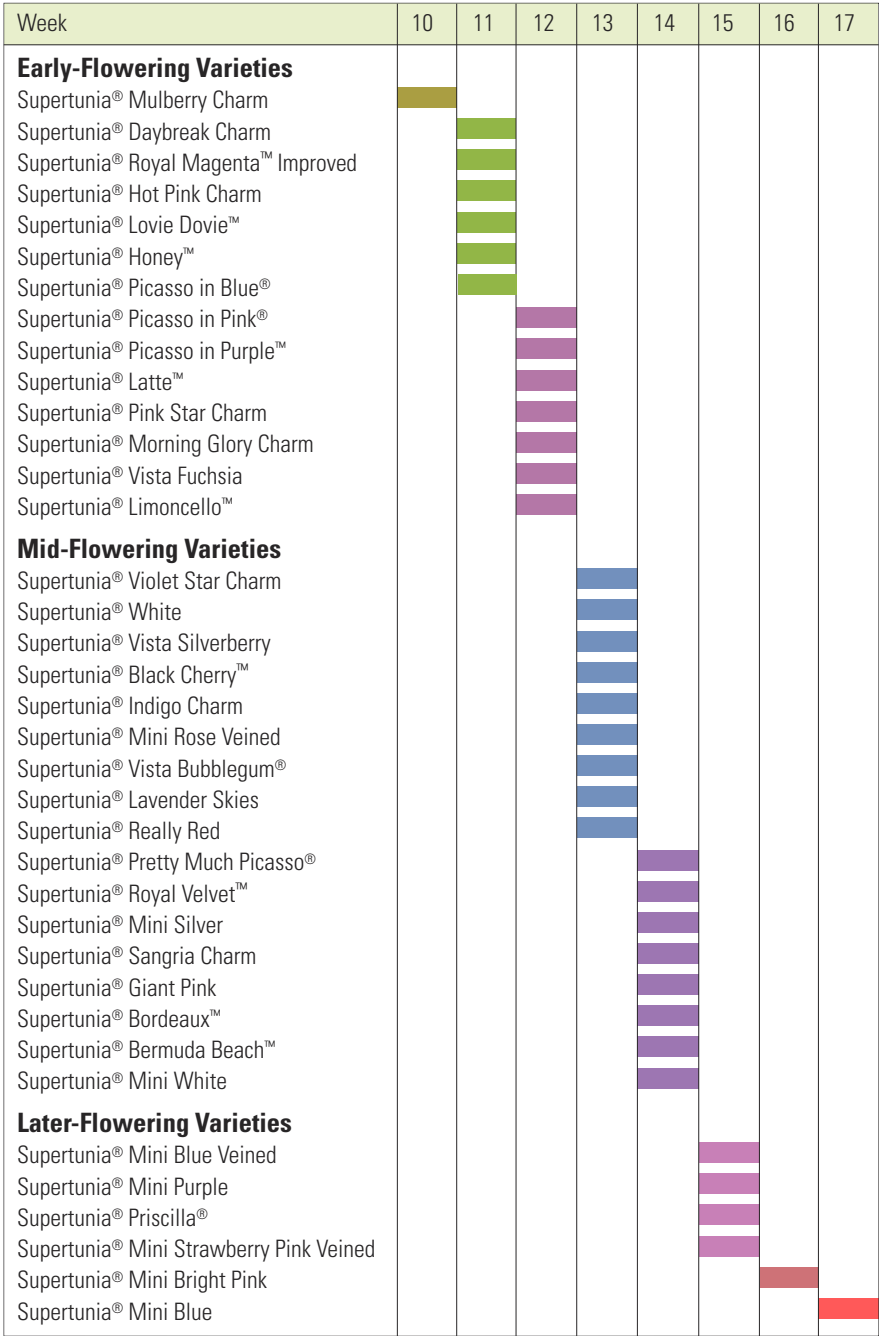


Above: ANGELFACE® Perfectly Pink *Angelonia*, ANGELFACE® Super Blue *Angelonia*, GRACEFUL GRASSES® PRINCE TUT™ *Cyperus papyrus*, SUPERTUNIA® Vista BUBBLEGUM® *Petunia*, SUPERTUNIA® Vista Fuchsia *Petunia*, and SUPERTUNIA® Vista Silverberry *Petunia*

	Timing	Habit	Recommended Use	Sun-Shade Tolerance
Supertunia® Vista	All Season	Mounding 3' Trailing 4'	4.50 Classic™, 4.25 Grande™, and 1.0 GL Royale™, Hanging baskets, upright containers, best Supertunia® for landscape	Full sun Early to flower
Supertunia®	Early Season - Summer	Mounding Length 4'	4.50 Classic™, 4.25 Grande™, and 1.0 GL Royale™, Hanging baskets, upright containers, landscape	More shade tolerant than others – easier under short days in small containers
Supertunia® Mini	Mid Season - Summer	Trailing Length 6'	4.50 Classic™, 4.25 Grande™, and 1.0 GL Royale™ Hanging baskets, upright containers, landscape	Best under long days as late crop, Full sun
Supertunia® Giant Pink	Mid Season	Vigorous Trailing Length 6'	4.50 Classic™, 4.25 Grande™, and 1.0 GL Royale™ from Supernova, hanging baskets, upright containers with other vigorous varieties, landscape	Best under long days as late crop, Full sun
Supertunia® Picasso	Early Season - Summer	Pretty Much Picasso® – Trailing 4-5' All other Picassos – Mounding 12"	4.50 Classic™, 4.25 Grande™, and 1.0 GL Royale™ Hanging baskets, upright containers with other vigorous varieties, landscape	Best in full sun Fewer flowers in part sun Early to flower
Supertunia® Charm	Mid Season	Mounding 12" Trailing 2-3'	4.50 Classic™, 4.25 Grande™, and 1.0 GL Royale™ Hanging baskets, upright containers and mixed containers with other vigorous varieties	Best under long days Full sun

Supertunia Timing Chart

There is a 8-week variance from earliest-flowering to latest-flowering varieties.



Top-selling Supertunia

Supertunia continue to be our most popular line of plants – here’s how they rank in terms of liners sold in Canada.

- Supertunia® Bordeaux™
- Supertunia® Royal Velvet™
- Supertunia® Vista Bubblegum®
- Supertunia® White
- Supertunia® Vista Fuchsia
- Supertunia® Vista Silverberry
- Supertunia® Black Cherry™
- Supertunia® Really Red
- Supertunia® Royal Magenta™ Improved
- Supertunia® Limoncello™
- Supertunia® Honey™
- Supertunia® Bermuda Beach™
- Supertunia® Mini Blue Veined
- Supertunia® Mini White
- Supertunia® Latte™
- Supertunia® Mini Purple
- Supertunia® Violet Star Charm
- Supertunia® Priscilla®
- Supertunia® Mini Blue
- Supertunia® Mini Rose Veined
- Supertunia® Daybreak Charm
- Supertunia® Mini Strawberry Pink Veined
- Supertunia® Giant Pink
- Supertunia® Picasso in Purple™
- Supertunia® Pink Star Charm
- Supertunia® Mini Silver
- Supertunia® Indigo Charm
- Supertunia® Picasso in Blue®
- Supertunia® Lavender Skies
- Supertunia® Pretty Much Picasso®
- Supertunia® Sangria Charm
- Supertunia® Morning Glory Charm
- Supertunia® Picasso in Pink®
- Supertunia® Mini Bright Pink

INTENSIA® *Phlox*

LANDSCAPE   10-16"  Vigor: 2

Their heat, drought, and humidity tolerance, sweet fragrance, and rich colors have earned this series a stack of awards – and a special place in the hearts of gardeners throughout the Midwest and South. Intensia grow from early spring through autumn and are wonderful mid-height plants for your premium hanging baskets and containers.

INTENSIA® Red Hot *Phlox drummondii* "Dphlox911" USPPAF CanPBRAF

Absolutely glowing, true red flowers blanket the foliage of this remarkably heat and drought tolerant plant all season. An ideal component for patriotic combinations. New this year.

Have You Had Trouble Growing Intensia?

Intensia prefers being dry, and normal greenhouse procedure is to never let the plant dry out. So a good rule of thumb with this plant is that when you think it's ready to be watered, wait a day.

AWARD WINNER – INTENSIA® *Phlox*

27 Awards including: Top Pick, Dallas Arboretum; Superior Rating, Disney; Best of the Best, University of Georgia; Exceptional Performer, University of Florida; Best of Species, Penn State

Growing Tips for INTENSIA®

- Requires heat and high light for optimal growth.
- Order for mid-spring production.
- Proper air movement, water management, and good soil porosity are critical.
- Water lightly at planting. Grow warm until roots are established and then grow cool.
- 200-300 ppm fertilizer. When actively growing, increased fertilizer applications may be necessary.
- Can be finished for prime spring season in mixed containers. Mono baskets and small containers can be produced from mid-spring on, if grown properly.
- A preventative fungicidal drench should be done one week after transplant.
- In growing group AB (see page 163).

Notes: For all sizes of containers, pinch the liner 1-2 weeks after transplant; for containers larger than 6" and for hanging baskets, trim around the edge of the container as needed prior to spacing or hanging of the baskets. 5-10 ppm Sumagic® is effective. Cool temperatures are also an effective growth regulator.



INTENSIA® White
Phlox drummondii "DPHLOX866" USPPAF CanPBRAF

INTENSIA® Blueberry
Phlox "USPLX60306" USPP21646 Can4144

INTENSIA® Red Hot
Phlox drummondii "Dphlox911" USPPAF CanPBRAF

MOJAVE® *Portulaca grandiflora*

LANDSCAPE   4-6"  Vigor: 2

Sure to be a hit in southern regions, these colorful flowering succulents bloom all summer without deadheading. The vivid blooms are a welcome sight especially in high summer when they really come into their own. Poor, dry soil is no problem for these durable beauties. Use them as trailers in hanging baskets or as an annual groundcover.

Growing Tips for MOJAVE®

- Grow on the dry side to help naturally control growth.
- 100-150 ppm fertilizer for optimum growth.
- Red leaf margins can indicate over-fertilization or extremely high light levels.
- When holding at cool temperatures, be sure to maintain temperatures no lower than 50°F to avoid leaf drop. Some red coloration on leaf margins may appear with cool temperatures. Under cool holding conditions, soil should be dry rather than moderate.
- In growing group BC (see page 163).

Notes: Pinch at 1-2 weeks after transplant if needed. Treat with a preventative broad spectrum fungicidal drench at 1-2 weeks after transplant. Scout crops regularly (at least once a week) for disease development. Good air circulation, control of humidity, and good sanitation practices are critical.

AWARD WINNER – MOJAVE® *Portulaca*

135 Awards including: Top Performer, Dallas Arboretum; Top Performer, Penn State; People's Pick, Texas A&M; Top Performer, Michigan State University; Top Performer, Missouri Botanic Garden

Key account customers can purchase and propagate unrooted cuttings of Mojave® *Portulaca* on your own. Contact your propagator for additional information.



MOJAVE® Yellow
Portulaca grandiflora

MOJAVE® Red
Portulaca grandiflora

MOJAVE® Tangerine
Portulaca grandiflora "DPAZ15" USPP23243

MOJAVE® Fuchsia
Portulaca grandiflora USPPAF CanPBRAF

MOJAVE® Pink
Portulaca grandiflora

SUNBINI™

Sanvitalia procumbens

LANDSCAPE   6-10" Vigor: 2

With its larger flowers and more uniform habit, Sunbini is faster to fill out and extra drought-tolerant. Be sure to recommend this one to your landscape customers.

Growing Tips for SUNBINI™

- High light is essential.
- 150 ppm fertilizer for optimal growth.
- Production time decreases when light and temperatures are optimal.
- Grow lean, warm, and dry for best results.
- Do not use any fungicides containing Azole, such as Banrot® and Truban®, as they will stunt the plants.
- In growing group BB (see page 163).

Notes: For all sizes of containers, pinch the liner 1-2 weeks after transplant; for containers larger than 6" and for hanging baskets, trim around the edge of the container as needed prior to spacing or hanging of the baskets. No PGRs needed. Plants are sensitive to Sumagic® but 2500 ppm B-9 is effective if needed.

AWARD WINNER – Sunbini Sanvitalia

6 Awards including: Top Performer, Michigan State; Top Performer, Penn State; Best Varieties, Colorado State University



SUNBINI™ *Sanvitalia procumbens* ^{Starbini} USPP17869 Can2827

ABLAZIN'®

Salvia splendens

LANDSCAPE    20-28"   Vigor: 3

For a high drama accent in landscapes and large containers, choose Ablazin' Salvia. These are sizable, well-branched plants that add structure and height to landscape beds with the bonus of attracting hummingbirds and butterflies too. Choose from fire engine red or deep purple flowers. Their colorful bracts remain long after the actual flowers drop, so the plants display great color all season. Ideal for 4.25 Grande™ and 1.0 Royale™ containers and upright combinations.

Growing Tips for ABLAZIN'®

- 150-200 ppm N.
- Scout for aphids and whiteflies.
- In areas of lower humidity and high light levels, flowers could scorch and will perform best under light shade.
- Treat with preventative broad spectrum fungicidal drench one week after transplant.
- In growing group AB (see page 163).

AWARD WINNER – ABLAZIN'® Salvia

47 Awards including: Top Performer, Michigan State University; Leader of the Pack, North Carolina State University; Top Performer, Oregon State University

ROCKIN'™

Salvia

LANDSCAPE       Vigor: 4

There's nothing like a mass of cool blue salvia flowers to light up sunny gardens and draw in the pollinators. Though each of the members of this series are unique, they share an impressive stature, major heat tolerance, and season-long flower power without deadheading.

ROCKIN'™ PLAYIN' THE BLUES® Improved

Salvia longispicata x farinacea ^{****} USPPAF CanPBRAF

Even more awesome flower power! Violet blue flowers emerge from purple calyxes that hold their color long after the flowers are spent. New blooms continue to rock this plant all season long atop bushy clumps of bright green foliage. Improved this year.

ROCKIN'™ Deep Purple Salvia ^{BBSAL09001} USPPAF CanPBRAF

An improvement over Amistad, this refined selection is more compact and well-branched, presenting beautifully as a thriller in large container combinations and in the landscape. Deep purple flowers are held by black bracts which remain colorful all season. New this year.



ROCKIN'™ PLAYIN' THE BLUES® Improved
Salvia longispicata x farinacea ^{****} USPPAF CanPBRAF
18-24"

ROCKIN'™ Deep Purple
Salvia ^{BBSAL09001} USPPAF CanPBRAF
18-36"

IMPROVED

NEW

ANNUALS

WONDER and WHIRLWIND™ *Scaevola*

LANDSCAPE 🪴 🌞 8-14" Vigor: 3

Don't be fooled by their delicate, lacy flowers and gracefully mounding/spreading habit. Fan flowers are native to the Bush country of Western Australia. Constantly in flower, these combo stars also boast attractive foliage and a well-branched habit. Whirlwind Blue has fade-proof purple-blue flowers, looks great in a four-inch container, and is ideal for landscaping. Whirlwind White continues to set the standard for season-long performance and immunity to temperature extremes and tough conditions. And Wonder varieties continue to bring beauty and enjoyment to millions of home gardeners.

Growing Tips for *Scaevola*

- Requires high light in production.
- 150-200 ppm fertilizer.
- Prefers warmer production temperatures.
- Australian plants prefer to have little or no phosphorous added.
- Sensitive to cold temperatures but makes a great spring and summer sales item.
- In growing group BA (see page 163).

Notes: For all sizes of containers, pinch the liner 1-2 weeks after transplant; for containers larger than 6" and for hanging baskets, trim around the edge of the container as needed prior to spacing or hanging of the baskets. Sumagic® at 2-5 ppm has been effective at controlling growth.

AWARD WINNERS

WHIRLWIND™ *Scaevola*

45 Awards including: Excellent Rating, Disney Trials; Best of the Best, University of Georgia; Top Performer, Michigan State

WONDER *Scaevola*

44 Awards including: Best of Breed-Containers, North Carolina State University; Top Pick, Dallas Arboretum; Top Performer, Kansas State University; Top Performer, University of Minnesota; Top Performer, Daniel A Seguin



Best for baskets

Best for Grandes

WHIRLWIND® Blue
Scaevola 'Scalithatis' US PP17840 Can2596

PINK WONDER®
Scaevola aemula *** USPPAF CanPBRAF

WHIRLWIND™ White
Scaevola aemula 'Bomby White' USPP20790 Can3851

NEW WONDER®
Scaevola aemula 'Newon' US PP10584 Can1710



Chartreuse foliage:
'Sweet Caroline Light Green' *Ipomoea batatas*, Sweet Caroline Bewitched GREEN WITH ENVY™ *Ipomoea batatas*, COLORBLAZE® LIME TIME™ *Solenostemon* (Coleus), LEMON CORAL™ *Sedum mexicanum*, SHADOWLAND® 'Autumn Frost' *Hosta*, 'Charlotte's Web' *Tradescantia*, and ANNA'S MAGIC BALL™ *Thuja occidentalis*

LEMON CORAL™ *Sedum mexicanum*

LANDSCAPE 🪴 🌞 3-10" Zones 7-11 Vigor: 2

A tough as nails filler for hanging baskets, troughs, combination containers and landscapes, this beautifully textured succulent is very vigorous and drought tolerant. Its lime green to chartreuse foliage pairs well with other vigorous sun loving varieties.

Growing Tips for LEMON CORAL™

- High light levels are required in production.
- Grow in dry to lightly moist soil. Plants are heat and drought tolerant once established.
- 100 - 150 ppm fertilizer for optimum growth.
- Good air circulation, water management practices, control of humidity, and good sanitation practices are critical.
- In growing group BB (see page 163).

Notes: No pinching needed. Naturally forms a very dense mat of lime green foliage. Treat with a preventative broad spectrum fungicidal drench at 1-2 weeks after transplant. Scout crops regularly (at least once a week) for disease development.

AWARD WINNER – LEMON CORAL™ *Sedum*

42 Awards including: Top Performer, Colorado State University; Best Drought Tolerant, Tennessee State University; Top Performer, Texas A&M



LEMON CORAL™
Sedum mexicanum

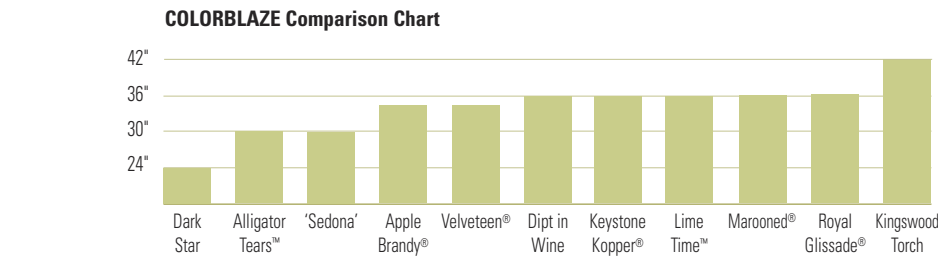
COLORBLAZE® *Solenostemon scutellarioides* (Coleus)



With vibrant color and exceptional performance, the ColorBlaze collection of coleus is a must-have for your spring lineup. These foliage plants are bold, versatile, easy to grow, and extremely popular with gardeners. All are late-flowering varieties that hold their form throughout the season. They are tolerant of varying light conditions and are among the fastest-selling plants in any program.

Growing Tips for COLORBLAZE®

- Establish in a warm environment. Plants subject to chilling may be stunted.
- 150-200 ppm fertilizer for optimal growth.
- One to two pinches can be used to increase branching and for shaping. For small container sizes, this may not be necessary; larger containers will probably require pinching. Florel® can increase branching and reduce flowering. Cycocel/B-9 tank mix or Sumagic® spray at 3-5 ppm will help control growth if needed.
- In growing group BC (see page 163).



AWARD WINNER – COLORBLAZE® Solenostemon
338 Awards including: Top Performer, Ohio State; Leader of the Pack, North Carolina State; Top Performer, Kansas State; Top Performer, Oregon State University; Top Performer Sun and Shade, Texas A&M



SNOWSTORM® *Sutera cordata* (Bacopa)

Our *Sutera* varieties show what happens when you start with the best genetics, then continually improve them. In hanging baskets and containers, *Sutera*'s glimmering, star-shaped flowers add beauty and texture, but its delicate looks are backed by durability and vigor.

Growing Tips for SNOWSTORM®

- High light in production is essential in early season. Light shade is required for summer production.
- 150-200 ppm fertilizer for optimal growth.
- You must keep Giant Snowflake under control, especially under dark weather conditions. It should be treated with 500-750 ppm of B-9.
- Treat with preventative broad spectrum fungicidal drench one week after transplant.
- In growing group BA (see page 163).

Notes: Pinch as needed or to shape plants. Do not allow plants to dry out as they will drop both buds and flowers causing the plants to cycle out of bloom for several weeks.

AWARD WINNER – SNOWSTORM® *Sutera*

17 Awards including: Outstanding Rating, Disney Trial; Best of the Best, University of Georgia; Early Season Top Performer, Cornell, Long Island; Top Performer, University of Minnesota-Morris; Top Performer-Containers, Biltmore

4-8" Snowstorm® Blue and Pink: Vigor: 2
Snowstorm® Giant Snowflake® and Snow Globe®: Vigor: 3



SNOWSTORM® Blue
Sutera cordata 'G13340' USPPAF CanPBRAF



SNOWSTORM® GIANT SNOWFLAKE®
Sutera cordata 'Danova906' US17886 Can2861



SNOWSTORM® Pink
Sutera cordata 'Danova982' USPP22388



SNOWSTORM® SNOW GLOBE®
Sutera cordata 'Danova780' USPP26789 Can5264



Bloom Size Comparisons

SNOWSTORM® Pink

SNOWSTORM® Blue

SNOWSTORM® GIANT SNOWFLAKE®

SNOWSTORM® SNOW GLOBE®



SNOWSTORM® Blue
Sutera cordata 'G13340' USPPAF CanPBRAF



SNOWSTORM® SNOW GLOBE®
Sutera cordata 'Danova780' USPP26789 Can5264

Top 50

A-PEEL® *Thunbergia alata*

LANDSCAPE 5-8' Vigor: 4

Easier to handle than most rambunctious *Thunbergias*, these more restrained selections have an increased shelf life and sales window for growers and retailers. They are easy to recommend to customers looking to create a quick screen on patio trellises and chain link fences, and are excellent climbing components for combinations paired with other vigorous varieties. Requires a trellis in Royale™ containers.

Lemon A-PEEL® *Thunbergia alata* 'Lemon Star' USPP14371

Clear lemon yellow flowers with a black eye dot the bright green foliage all season. New this year.

Orange A-PEEL®

Thunbergia alata 'Orange Wonder' USPP14767

Vibrant orange flowers with a black eye dot the bright green foliage all season. New this year.

Tangerine Slice A-PEEL®

Thunbergia alata 'DL1501' USPPAF CanPBRAF

Orange and yellow bicolor flowers with a black eye dot the bright green foliage all season. New this year.



Trellis available for 1.0 GL Royale™

Growing Tips for A-PEEL®

- Prefers warmer production temperatures; avoid chilling.
- These plants are vigorous; monitor containers regularly to keep twining stems at bay.
- Do not use irrigation frequency to control plant size. Drying to the point of wilt will cause leaf burn and drop. Can be run a little dry but not to the point of wilt.
- Scout for spider mites and whiteflies, especially when held for long periods before sale.
- It is suggested that a 12-18" high trellis that attaches to the edge of the Royale (1 GL) container be used to provide climbing support and added value.
- 200-250 ppm fertilizer for optimal growth
- In growing group CB. (see page 163).

Notes: Treat with a preventative broad spectrum fungicidal drench 1-2 weeks after transplant. Pinch 7-10 days after transplant. An additional 1-2 pinches may be needed for larger pot sizes. B-Nine may be used at 1500-2500ppm two weeks after transplant. Bonzi is also effective. Check manufacturer label for approved rates and usage recommendations.

AWARD WINNER – Lemon A-PEEL® *Thunbergia*

4 Awards including: Top Performer, University of Minnesota



Lemon A-PEEL®
Thunbergia alata 'Lemon Star' USPP14371



Orange A-PEEL®
Thunbergia alata 'Orange Wonder' USPP14767



Tangerine Slice A-PEEL®
Thunbergia alata 'DL1501' USPPAF CanPBRAF

CATALINA® *Torenia*



Catalina Torenia will make a colorful addition to your shade collection, as they thrive and bloom in any amount of sunlight. They make great fillers in combination containers and work well in landscapes too. An extra helping of heat tolerance and oversized blossoms add to their appeal.

AWARD WINNER – CATALINA® *Torenia*
68 Awards including: Top Pick, Dallas Arboretum; Best Old Variety, University of Tennessee; Top Performer, University of Wisconsin; Top Performer In-Ground and Containers, Kansas State University

- Growing Tips for CATALINA®**
- Prefers warmer production temperatures; cold, wet conditions can slow growth.
 - Light shade is best for optimal growth.
 - 200 ppm fertilizer.
 - Application of Florel® delays flowering 8-10 weeks.
 - Catalinas are best for 4" production.
 - In growing group CB (see page 163).

Notes: For all sizes of containers, pinch the liner 1-2 weeks after transplant; for containers larger than 6" and for hanging baskets, trim around the edge of the container as needed prior to spacing or hanging of the baskets. Should not need PGRs, as they are naturally compact.



CATALINA® White Linen
Torenia "Dancat5153" USPP1997

CATALINA® Midnight Blue
Torenia "Dancat311" USPP17878 Can2815

Collection
Top Seller




CATALINA® GILDED GRAPE™
Torenia "Dancat266" USPP20242 Can3904

CATALINA® Pink
Torenia "Dancatpink" USPP17025 Can2525

CATALINA® GRAPE-O-LICIOUS™
Torenia
8-12"

SUMMER WAVE® *Torenia*



Synonyms for Summer Wave varieties include *fast*, *easy*, and *versatile*. Great as groundcovers, fantastic in window boxes and hanging baskets, and the ideal choice as spillers in containers, their deep, dark flower colors look amazing against a background of silver or lime green foliage plants.

- Growing Tips for SUMMER WAVE®**
- Prefers warmer production temperatures; cold, wet conditions can slow growth.
 - Light shade is best for optimal growth.
 - 200 ppm fertilizer.
 - Application of Florel® delays flowering 8-10 weeks.
 - Best in gallons and baskets.
 - In growing group CB (see page 163).

Notes: For all sizes of containers, pinch the liner 1-2 weeks after transplant; for containers larger than 6" and for hanging baskets, trim around the edge of the container as needed prior to spacing or hanging of the baskets. 10-15 Sumagic® spray is effective on Summer Wave.

AWARD WINNER – SUMMER WAVE® *Torenia*
22 Awards including: Exceptional Performer, University of Florida; Best of Species, Penn State; Top Performer, Missouri Botanic Garden



SUMMER WAVE® Large Amethyst
Torenia "Sunnenirepa" USPP14302 Can2362

Collection
Top Seller

SUMMER WAVE® Large Blue
Torenia "Sunnenilabu" USPP10843 Can1066

SUMMER WAVE® Large Violet
Torenia "Sunnenilamu" USPP15684 Can2471

SUPERBENA® *Verbena*

LANDSCAPE    6-12"   Vigor: 3

Selected for their robust size, exceptional mildew resistance, and larger flowers that are produced all summer without deadheading, you won't find a better verbena than Superbena.

SUPERBENA® Stormburst *Verbena* 'RIKA18302M' USPPAF CanPBRAF
Consumers love bicolor blooms, and the soft lavender and white striped flowers of Superbena Stormburst are sure to please. It is perfectly matched to Superbena Violet Ice in timing, habit and vigor. Try pairing them together in hanging baskets and upright containers with other medium vigor varieties. New this year.

AWARD WINNER – SUPERBENA® *Verbena*

280 Awards including: Superior Rating, Penn State; Exceptional Performer, University of Florida; Superior Rating, Disney Trials; Top Performer, Colorado State University

Growing Tips for SUPERBENA®

- High light in production is essential.
- 150-200 ppm fertilizer.
- Preventive fungicides recommended one week after transplant.
- Superbena is our most vigorous series of verbenas.
- Low pH and severe dry down can cause iron toxicity if supplemental iron has been applied.
- In growing group BB (see page 163).

Notes: For all sizes of containers, pinch the liner 1-2 weeks after transplant; for containers larger than 6" and for hanging baskets, trim around the edge of the container as needed prior to spacing or hanging of the baskets. Growth can be controlled using lower temperatures. Although Superbena is more resistant than most, powdery mildew can be a problem in poor growing environments. A routine preventative spray program is encouraged.

Easiest SUPERBENA® to Grow –

Propagators recommend Royale varieties as the easiest Superbena to grow in a 4.25 container.



SUPERBENA® Violet Ice
Verbena 'RIKAV1830Z' USPP25396 Can4786

SUPERBENA® Stormburst
Verbena 'RIKA18302M' USPPAF CanPBRAF

Superbena®



SUPERBENA® Burgundy
Verbena 'USBENAL5' USPP14851 Can1825

SUPERBENA® Coral Red
Verbena 'AKIV98-01' USPP21639 Can4146

SUPERBENA® Dark Blue
Verbena 'USBENAL6' USPP14853 Can1826

SUPERBENA® Large Lilac Blue
Verbena 'USBENAL11' USPP14854 Can1827



SUPERBENA® Pink Shades
Verbena 'USBENAL20' USPP14876 Can1829

SUPERBENA® Purple
Verbena 'USBENAL25' USPP15683 Can1831

SUPERBENA® Stormburst
Verbena 'RIKA18302M' USPPAF CanPBRAF

SUPERBENA® Violet Ice
Verbena 'RIKAV1830Z' USPP25396 Can4786

Superbena® Royale



SUPERBENA® Royale Chambrey
Verbena 'AKIV571-1' USPP23051 Can4384

SUPERBENA® Royale Cherryburst
Verbena 'AKIV28902M1' USPP27388 CanPBRAF

SUPERBENA® Royale Iced Cherry
Verbena 'INVEBROICH' USPP23218 Can4587

SUPERBENA® Royale Peachy Keen
Verbena 'RIKAV38504' USPPAF CanPBRAF



SUPERBENA® Royale Plum Wine
Verbena 'RIKAV14704' USPP25395 Can4785

SUPERBENA® Royale Red
Verbena 'AKIV54' USPP21640 Can4145

SUPERBENA® Royale Romance
Verbena 'RIKAV3860Z' USPPAF CanPBRAF

SUPERBENA® Royale Whitecap
Verbena 'RIKAV17805' USPP25394 Can4919

Superbena® Sparkling



SUPERBENA® Sparkling Amethyst
Verbena '***' USPPAF CanPBRAF

SUPERBENA® Sparkling Ruby
Verbena '***' USPPAF CanPBRAF

SUPERBENA® Royale *Verbena*

LANDSCAPE 🪴 🌞 6-12" 🦋 🦌 Vigor: 3

The upright compact habit of the Royale series makes it great for Grande™ container production, but it still becomes a vigorous, spreading plant for the consumer. Superb shelf life, yet strong garden performance make Royale varieties stand out.



Top 50

SUPERBENA® Royale Romance Verbena



Top 50

SUPERBENA® Royale Plum Wine Verbena

SUPERBENA® Royale Chambray Verbena



Top 50

SUPERBENA® Royale Peachy Keen Verbena

SUPERBENA® Royale Cherryburst Verbena



Top 50

SUPERBENA® Royale Whitecap Verbena

SUPERBENA® Royale Iced Cherry Verbena


Tukana is an early-blooming series with large flowers on slightly elliptical heads and broad leaves. Vivid colors and a dense, mounded form add to its appeal. Performs well in small containers but even better in large containers, hanging baskets, and in the landscape.

Growing Tips for TUKANA®

- High light in production is essential.
- 200 ppm fertilizer.
- Preventive fungicides recommended at transplant.
- Tukana is in growing group BB (see page 163).

Notes: One pinch at liner planting. Trim back as needed. Sumagic® at 5-10 ppm may be used to keep neighboring containers from growing into each other. Growth can be controlled using lower temperatures. Powdery mildew can be a problem. A routine preventative spray program is encouraged.

AWARD WINNERS – TUKANA® Verbena
28 Awards including: One of the Best, Penn State; Top Performer, Michigan State; Leader of the Pack, North Carolina State; Most Consumer Appeal, Oregon State University

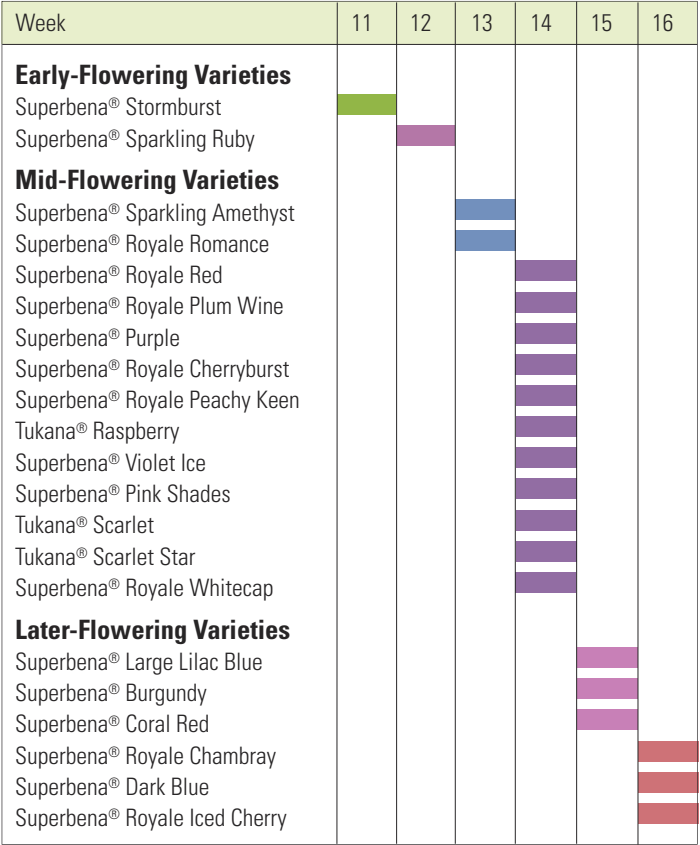


Verbena Comparison Chart

Series	Timing	Foliage	Habit	Recommended Use	Sun-Shade Tolerance
TUKANA®	Early Season/ Summer	Broad Leaf	Mounding 4-8"	4.25 Grande™, 1.0 GL Royale™, Combo Baskets and Containers, Landscape	Part sun to sun
SUPERBENA®	Early Season/ Summer	Broad Leaf	Upright Spreading Vigorous 6-12"	4.25 Grande™, 1.0 GL Royale™, Mono and Combo Baskets and Containers	Part sun to sun

Verbena Timing Chart

There is a 6-week variance from earliest-flowering to latest-flowering varieties.



Top-Selling Superbena®

Here’s how they rank in terms of liners sold in Canada.

- Superbena® Royale Plum Wine
- Superbena® Royale Whitecap
- Superbena® Royale Red
- Superbena® Royale Peachy Keen
- Superbena® Royale Chambray
- Superbena® Dark Blue
- Superbena® Royale Cherryburst
- Superbena® Burgundy
- Superbena® Large Lilac Blue
- Superbena® Pink Shades
- Superbena® Royale Romance
- Superbena® Royale Iced Cherry
- Superbena® Sparkling Amethyst
- Superbena® Sparkling Ruby
- Superbena® Violet Ice
- Superbena® Coral Red
- Superbena® Purple

METEOR SHOWER®

Verbena bonariensis

LANDSCAPE 20-30" Vigor: 3

An updated look for the species, Meteor Shower® has a more compact, dense and vigorous growth habit which equates to more manageable and attractive plants as a flowering thriller in finished containers and massed in the landscape. And since the plants set little seed, it won't become invasive like most Verbenas of this type.

Growing Tips for METEOR SHOWER®

- High light levels are required in production.
- 150-200 ppm fertilizer for optimum growth.
- Good air circulation, water management practices, control of humidity, and good sanitation practices are critical.
- This plant sets little viable seed.
- In growing group BB (see page 163).

Notes: Pinch at 1-2 weeks after transplant if needed. To hold a crop for later delivery, an additional pinch or trim can be applied. Treat with a preventative broad spectrum fungicidal drench at 1-2 weeks after transplant. Scout crops regularly (at least once a week) for disease development.

AWARD WINNER – METEOR SHOWER® *Verbena*

27 Awards including: Top Performer, Colorado State University; Top Performer, University of Minnesota-Morris; People's Pick, Texas A&M



METEOR SHOWER®
Verbena bonariensis "INVEBPLOTOW" USPPAF CanPBRAF

Lilac Festival
SUPERTUNIA® Mini Blue Veined *Petunia*
SUPERTUNIA® ROYAL VELVET™ *Petunia*
SUPERBENA® Violet Ice *Verbena*
METEOR SHOWER® *Verbena*

Dropped Proven Winners Variety	Recommended Replacement
Peter's Gold Carpet <i>Bidens</i>	GOLDILOCKS ROCKS® <i>Bidens</i>
SUNDAZE® Flame <i>Bracteantha</i>	SUNDAZE® GOLDEN BEAUTY® <i>Bracteantha</i>
SUPERBELLS® Frostfire <i>Calibrachoa</i>	SUPERBELLS® OVER EASY™ <i>Calibrachoa</i>
FLYING COLORS® Red <i>Diascia</i>	FLIRTATION® Orange <i>Diascia</i>
ROCKAPULCO® Orchid <i>Impatiens</i>	ROCKAPULCO® Appleblossom <i>Impatiens</i>
INFINITY® Electric Cherry <i>Impatiens hawkerii</i>	INFINITY® Blushing Lilac <i>Impatiens hawkerii</i>
INFINITY® Electric Coral <i>Impatiens hawkerii</i>	INFINITY® Red <i>Impatiens hawkerii</i>
Compact INNOCENCE® <i>Nemesia</i>	SUNSATIA® Coconut <i>Nemesia</i>
SUPERTUNIA® Mini Appleblossom <i>Petunia</i>	SUPERTUNIA® Mini Rose Veined <i>Petunia</i>
SUPERTUNIA® Orchid Charm <i>Petunia</i>	SUPERTUNIA® Pink Star Charm <i>Petunia</i>
SUPERTUNIA® Watermelon Charm <i>Petunia</i>	SURFINIA® Trailing Red <i>Petunia</i> or SUPERTUNIA® Really Red <i>Petunia</i>
INTENSIA® Cabernet <i>Phlox</i>	INTENSIA® Red Hot <i>Phlox</i>
SNOWSTORM® Blue Bubbles <i>Sutera</i>	SNOWSTORM® Blue <i>Sutera</i>