

# Annual Collection

ANNUALS





# ARTIST® *Ageratum*

LANDSCAPE 🪴 🌞 🌱 8-12" 🦋 Vigor: 2

These bountiful bloomers are sturdy, compact, and very heavily branched growers that have outstanding heat tolerance and add masses of brilliant color to beds and containers.

## Growing Tips for ARTIST®

- Requires high light in production.
- Requires early growth regulator.
- 200 ppm fertilizer for optimal growth.
- In growing group BB (see page 163).\*

**Notes:** Pinching is not recommended. A light Sumagic® spray (2-5 ppm) or B-9 (2500-5000) has been shown to be effective on Ageratum. Growth can also be controlled using holding temperature. Winter flowering occurs in Sunbelt states.

## AWARD WINNERS – ARTIST® *Ageratum*

45 Awards including: Excellent Rating, Disney; Best of the Best, University of Georgia; Best of Species, Penn State; Top Pick, Dallas Arboretum; Top Performer, Kansas State University



ARTIST® Purple  
*Ageratum* 'Agmontis' USPP15301 Can2049

ARTIST® Blue  
*Ageratum* 'Agsantis' USPP15289 Can2050



SILVER BULLET™  
*Artemisia stelleriana*

# SILVER BULLET™ *Artemisia stelleriana*

LANDSCAPE 🪴 🌞 🌱 6-10" Zones 5-9 🦋 Vigor: 3

Meet one of the best plants for in-demand low water combinations and landscapes. Lacy textured, silvery leaves artfully weave their way through combinations, playing well with other medium vigor plants and coordinating well with any colors you choose. Also useful as a low maintenance spreader for sunny landscapes. Formerly named Quicksilver.

## Growing Tips for SILVER BULLET™

- Good water management practices are critical to healthy plant growth; water well and then allow the plant to draw the water from the soil.
- Growing plants with too much irrigation can cause chlorosis, keep plants on the dry side.
- Once established in the container, plants can be moved outdoors to create more greenhouse space. Protect if temperatures drop below 29° F especially in the first 10 days after moving outside.
- If the crop becomes overgrown, plants can be sheared to shape. They can also be shaped after flowering in landscape use.
- 150-200 ppm fertilizer for optimal growth.
- In growing group AC (see page 163).

**Notes:** For all sizes of containers, pinch the liner 1–2 weeks after transplant; for containers larger than 6" and for hanging baskets, trim around the edge of the container as needed prior to spacing or hanging of the baskets. Once established Silver Bullet™ is a very fast growing plant, growth can be controlled by reducing fertility or withholding water.

# BUTTERFLY *Argyranthemum frutescens*

IMPROVED

LANDSCAPE 🪴 🌞 🌱 18-36" Vigor: 3

Marguerite Daisies are some of the most well-known and loved flowers among gardeners, and we've improved our line to include some of the most heat tolerant cultivars with clearer, brighter flowers that don't require deadheading. All three in the series are well-matched for timing and size, taking the guesswork out of the equation for growers, retailers and landscapers.

## GOLDEN BUTTERFLY™

*Argyranthemum frutescens* 'G15101' USPPAF CanPBRAF

This remarkable cultivar replaces Butterfly this year and delivers the same heat tolerance and all-season bloom, but with even greater flower power and stronger yellow coloration. Improved this year.

## VANILLA BUTTERFLY™ Improved

*Argyranthemum frutescens* 'G14104' USPPAF CanPBRAF

We've improved this cultivar by adding more flowers of a consistent light yellow color. Its neatly rounded habit looks great in containers. Improved this year.

## Growing Tips for BUTTERFLY

- Requires high light in production.
- 200 ppm fertilizer for optimal growth.
- Low light, tight spacing, and wet foliage will lead to disease.
- Prior to mid-March, a pinch may be beneficial on 4-5" containers. After mid-March, a pinch should not be necessary on 4-5".
- Transplant *Argyranthemum* liners first, then water in quickly after transplant.
- In growing group AB (see page 163).

**Notes:** No pinch needed for 4-5" pots planted after mid-March. When planted prior to mid-March a pinch will be beneficial. Single plants in 6" and gallons as well as all 8" and larger containers should be pinched 1-2 weeks after transplant. 5-10 ppm Sumagic® spray or a 1-3 ppm Bonzi® drench will help control growth. Winter flowering occurs in the Sunbelt states when grown under long days.



GOLDEN BUTTERFLY™  
*Argyranthemum frutescens* \*\*\*\* USPPAF CanPBRAF

VANILLA BUTTERFLY® Improved  
*Argyranthemum frutescens* \*\*\*\* USPPAF CanPBRAF

PURE WHITE BUTTERFLY™  
*Argyranthemum frutescens* \*\*\*\* USPPAF CanPBRAF

**VIGOR KEY** – 1 to 4, with 1 representing the slower, smaller growers and 4 representing the quickest, largest growers. For combinations, choose varieties with the same vigor rating to ensure success.

\* First letter is Growing Temperature, second letter is pH.



# ANGELFACE® Angelonia



Angelface Angelonia are prized as vertical accents for containers and landscapes everywhere including the south where they thrive in hot, humid conditions. They are eye-catching in gallon-sized and larger containers on retail endcaps from early summer to fall.

Angelface Super varieties, pictured below, were bred to be big, bold accent plants for large specimen containers and landscape use, maturing to over three feet tall and covered in flowers from top to bottom. Standard Angelface varieties, pictured at right, are classic thrillers for combination containers, colorful alternatives to spikes that bloom all season without deadheading.



ANGELFACE® Super Blue  
Angelonia \*\*\* USPPAF Can/PBRAf

30-40"

ANGELFACE® Super Pink  
Angelonia \*\*\* USPPAF Can/PBRAf

30-40"

ANGELFACE® Super White  
Angelonia \*\*\* USPPAF Can/PBRAf

30-40"

### Growing Tips for ANGELFACE®

- Requires high light in production.
- 150-200 ppm fertilizer for optimal growth.
- Warm and slightly dry conditions after transplanting speeds root-in and growth.
- Remember all Angelonia prefer warm production temperatures and it may be best to bring shipments in mid-spring.
- Scout regularly for aphids which can be problematic.
- In growing group CB (see page 163).

**Notes:** Pinch 6" or larger containers at transplant for large plugs, 2 weeks after transplant for smaller containers. Florel® causes tip burn and distorted growth. Sumagic® is effective (2-5 ppm), but other growth regulators can delay flowering.

### AWARD WINNERS – ANGELFACE® Angelonia

43 Awards including: Superior Rating, Disney; Top Performer, Ohio State; Excellent Rating, Boerner Botanical Garden, Milwaukee, Wisconsin; Best of the Best, University of Georgia; Best Varieties, Penn State; Top Pick, Cornell University



ANGELFACE® Perfectly Pink  
Angelonia \*\*\* USPPAF Can/PBRAf

18-30"

ANGELFACE® White  
Angelonia Anwhit™ USPP19866

18-24"

ANGELFACE® Wedgwood Blue  
Angelonia ANWEDGIM™ USPPAF Can/PBRAf

18-24"

ANGELFACE® Blue  
Angelonia ANBLUM™ USPP22380 Can4379

18-24"



# PEGASUS<sup>®</sup> *Begonia*

LANDSCAPE   12-18" Vigor: 3

A gorgeous alternative to impatiens for the shade, this impressive begonia features glossy, durable, deep green leaves with extensive silver markings. Its upright habit makes it an eye-catching thriller in combination containers and it looks great in landscapes too.

## Growing Tips for PEGASUS<sup>®</sup>

- 150-200 ppm N.
- No growth regulators recommended or needed.
- Good air circulation and bright but filtered light will decrease the threat of botrytis.
- Pegasus is tough and durable, however still needs temps above 50° F to looks its best.
- In growing group BA (see page 163).

**Notes:** Treat with preventative broad spectrum fungicidal drench at transplant. Scout crops regularly (at least once a week) for disease development.

## AWARD WINNER – PEGASUS<sup>®</sup> *Begonia*

25 Awards including: Top Performer, Colorado State University; Top Performer, Jardin Daniel A Seguin; Top Performer, Massachusetts Horticulture Society; Leader of the Pack, North Carolina State University; Top Performer, Texas A&M; Top Performer, Univeristy of Tennessee-Knoxville



PEGASUS<sup>®</sup> *Begonia*

SUREFIRE<sup>®</sup> Rose *Begonia benariensis*

SUREFIRE<sup>®</sup> Red *Begonia benariensis*

# SUREFIRE<sup>®</sup> *Begonia benariensis*

LANDSCAPE   12-24" Vigor: 4

For all-season color in the sun and shade, no begonia beats Surefire. Its large flowers and strong, upright growth habit make it a stunning plant. Plus, its ability to thrive in full sun or deep shade makes Surefire a top performer anywhere in the garden, from containers to landscapes. It's also a great shade option for areas prone to downy mildew. Ideal for 4.25 Grande™ and 1.0 Royale™ containers.

## Growing Tips for SUREFIRE<sup>®</sup>

- 150-200 ppm fertilizer for optimal growth.
- Flower drop should be expected. Time properly to decrease messiness.
- Pinching should not be necessary except to shape.
- Requires good drainage and air circulation.
- In growing group BB (see page 163).

**Notes:** Treat with preventative broad-spectrum fungicidal drench one week after transplant. Scout crops regularly for disease development. Good air circulation, control of humidity, and sanitation practices are critical.

**Key account customers** can purchase and propagate seed on your own. Contact your propagator for additional information.

## AWARD WINNER – SUREFIRE<sup>®</sup> *Begonia*

71 Awards including: Leader of the Pack, NC State; Best of the Best, University of Georgia; People's Pick, Oregon State; Top Performer In-Ground & Containers, Kansas State University

# CAMPFIRE<sup>®</sup> Fireburst *Bidens*

LANDSCAPE   12-18" Vigor: 3

Responding to the needs of our growers, we've updated our bicolor Bidens with this more restrained, well-branched selection that works better in combination containers and hanging baskets. This vigorous plant thrives in heat and drought conditions, and its deep orange and yellow patterned blossoms keep right on coming from spring into fall without deadheading. Improved this year.

## Growing Tips for *Bidens*

- Requires high light in production.
- 150-200 ppm fertilizer for optimal growth.
- Good air circulation, control of humidity and good sanitation practices are critical.
- In growing group AB (see page 163).

**Notes:** For all sizes of containers, pinch the liner 1-2 weeks after transplant; for containers larger than 6" and for hanging baskets, trim around the edge of the container as needed prior to spacing or hanging of the baskets. B-9 (2500 ppm) and Sumagic<sup>®</sup> (5 ppm) should be effective on Goldilocks Rocks and Campfire Fireburst.



Top 50

IMPROVED

CAMPFIRE<sup>®</sup> Fireburst Improved  
*Bidens* "KOIBID1510" USPPAF CanPBRAF

# GOLDILOCKS ROCKS<sup>®</sup> *Bidens ferulifolia*

LANDSCAPE   12-14" Vigor: 3

Constant summer flowering in a semi-double bloom makes Goldilocks Rocks spectacular, and its compact, mounded trailing habit creates exceptional hanging baskets and combos. Excellent for small container production but will reach a good size for consumers.

## AWARD WINNERS – GOLDILOCKS ROCKS<sup>®</sup>

16 Awards including: Top Performer, University of Tennessee; Top Performer, Michigan State University; Top Performer, Calgary Zoo and Botanical Garden



Top 50

GOLDILOCKS ROCKS<sup>®</sup> *Bidens ferulifolia* "BID 719" USPP22271 Can4377



# ENDLESS™ Browallia

LANDSCAPE 🌱🌞🌞🌞 12-16" Vigor: 2

Expanding the list of options for shade, Endless™ Browallia is a simple yet elegant, heat loving plant that requires little more than moisture to thrive in partial to full shade. Brilliant violet purple or white blooms dot the emerald green foliage all season without deadheading. Striking in monoculture containers and Grande™ containers, Endless is equally stunning mixed with other medium vigor varieties in shade loving hanging baskets.

## Growing Tips for ENDLESS™

- Browallia is a semi-tropical plant and prefers warmer production temps similar to Angelface® Angelonia. Avoid ordering too early if you do not have the ability to grow warm.
- Provide shade to bright filtered light in production.
- 75-100ppm fertilizer for optimum growth.
- Browallia requires a higher pH than Superbells®. If the pH is too low, yellowing foliage is the first sign. Monitor pH levels regularly.
- Good water management practices are critical to healthy plant growth.
- Good air circulation, control of humidity, and good sanitation practices are critical.
- In growing group CC (see page 163).

**Notes:** Pinch at 1-2 weeks after transplant. Treat with a preventative broad spectrum fungicidal drench at 1-2 weeks after transplant. Good sanitation practices include keeping greenhouses clean at all times, eliminating weeds and debris, disinfecting equipment and greenhouses as often as possible, and keeping hose ends off the floor.

## AWARD WINNER – ENDLESS™ Browallia

22 Awards including: Top Performer, Penn State; Best Varieties, Colorado State University; Top Performer, Ohio State University Extension; Excellent Cool Season, Disney



ENDLESS™ Flirtation  
Browallia "UNHBR18" USPP19822

ENDLESS™ Illumination  
Browallia "UNHBR12" USPP18925

# SUNDAZE® GOLDEN BEAUTY® Bracteantha bracteata

🌱🌞🌞🌞 6-10" Vigor: 1

Tamed from the Australian outback, this refined strawflower delivers a superior performance even in dry climates with warm nights. Golden yellow daisy-like flowers with papery petals bloom all season without deadheading. An excellent component for combination containers.

## Growing Tips for SUNDAZE®

- Requires high light in production.
- Needs no more than 150 ppm fertilizer for optimal growth.
- Run this plant lean and dry for best results.
- Water on flowers will prevent flower expansion, so water early in the morning at retail to allow flowers to open for morning sales.
- In growing group AB (see page 163).

**Notes:** No pinching needed for small containers; larger containers may need to be pinched. Sumagic® at 5-10 ppm is effective. Cool temperatures, high light, dry soil, and low feed will effectively control growth. Downy mildew can be a problem, so preventative sprays are recommended. Increased air circulation and watering in the morning will also help control mildew. Winter flowering occurs in Sunbelt states.



SUNDAZE® GOLDEN BEAUTY® Bracteantha bracteata "Flubraghi" USPP15828 Can2297

# LADY GODIVA™ Orange Calendula

LANDSCAPE 🌱🌞🌞🌞 10-16" Vigor: 2

Broaden your collection of cold tolerant annuals with this double-flowered, golden orange Calendula. In addition to its fancy blooms, this cultivar also offers good heat and drought tolerance as well as greatly reduced seed set, so the flowers keep right on coming all season. New this year.

## Growing Tips for LADY GODIVA™

- High light in production is essential.
- Good water management practices are critical. Avoid overhead watering late in the day and grow slightly dry.
- 150-200 ppm fertilizer for optimal growth.
- Using fertilizer high in ammonia can cause excessive vegetative growth and lack of flowers.
- In growing group AB. (see page 163).

**Notes:** Pinch at 1-2 weeks after transplant if needed. A routine fungicidal spray program is encouraged. Growth can be controlled using lower temperatures.



LADY GODIVA™ Orange Calendula "tercaldiva" USPPAF CanPBR4F

NEW

ANNUALS



# ARTFUL® *Caladium hortulanum*

LANDSCAPE     Vigor: 2

The Artful Caladiums are full multi-stemmed caladiums that have brilliant colors that only become richer in the sun. They are extremely heat tolerant and are versatile enough to grow in full sun or shade.

## ARTFUL® FIRE AND ICE® *Caladium hortulanum*

This striking, multi-colored tropical makes a terrific accent plant paired with other medium-vigor varieties in combinations and landscapes. Compared to Artful Heartfire, it is taller, a bit more open, and more vigorous.

## ARTFUL® HEARTFIRE® *Caladium hortulanum*

Displays a saturated, deep-burgundy leaf with a green edge and forms a dense canopy. Makes a terrific thriller in combos with medium-vigor varieties, such as Superbells® and Superbena® Royale.

### AWARD WINNERS

#### ARTFUL® FIRE AND ICE® *Caladium*

13 Awards including: Top Performer, Biltmore; Top Performer In-Ground & Containers, Kansas State University; Silver Medal, University of Illinois

#### ARTFUL® HEARTFIRE® *Caladium*

6 Awards including: Top Performer In-Ground & Containers, Kansas State University; Top Performer, Longwood; Top Performer, Michigan State University

  
**ARTFUL CALADIUMS  
OFFERED ONLY BY  
SOBKOWICH**

### Growing Tips for ARTFUL®

- This plant is a tropical! Keep soil temperatures above 65° F for rapid shoot growth.
- 75-100 ppm N.
- Optimal temperatures for sprouting tubers are above 75° F.
- Must keep temperatures (soil and air) above 65° F to grow and finish – avoid chilling. Temperatures below 50° will cause stunting.
- Treat with preventive broad spectrum fungicidal drench one week after planting.
- De-eyeing and inverting the tuber are not necessary when planting these caladiums for a full container.
- Artful caladiums have been bred for high light gardening, however will work very well in shady conditions as well.
- In growing group BC (see page 163).

**Notes:** If possible, use tempered water – above 50° F (typical ground water is 45° F). Underbench heat will aid in keeping soil temperatures warm. Tent the growing bench to the ground to help channel all heat into growing containers. Hold soil temperature in upper 70s until multiple shoots emerge from tuber.

**Jumbo size tubers** – shipped in cases of 100 (2 bundles of 50 each) Customers interested in #1 size tubers, please contact your propagator.

Artful® tubers are very temperature sensitive. We will do everything possible to deliver them on time, but our supplier will only ship when temperatures are favorable.

Regional shipping delays may occur January-late March. We recommend placing orders no later than January 15th to ensure availability.



ARTFUL® FIRE AND ICE®  
*Caladium hortulanum*  
18-30"

ARTFUL® HEARTFIRE®  
*Caladium hortulanum*  
15-20"

# SUPERBELLS® *Calibrachoa*

   6-12"  Vigor: 2

## Often imitated. Never equaled.

With so many Calibrachoa on the market, how do you choose the best? At Proven Winners, we trial and select for varieties that perform all summer and deep into the fall months, long past when they leave the grower's bench. We want both growers and gardeners to be successful so they keep coming back for more.

Superbells are available in a broad array of superb colors and patterns with larger blooms that keep on coming all season due in part to greater thielaviopsis resistance. Some are compact and mounding while others cascade over the edges of hanging baskets and upright containers, creating an endless array of combination opportunities.

### Growing Tips for SUPERBELLS®

- Treat with preventive broad spectrum fungicidal drench one week after transplant.
- It is strongly suggested that growers use caution when using Medallion due to potential leaf spotting on calibrachoa.
- Requires high light in production.
- 150-200 ppm fertilizer for optimal growth.
- Keep pH between 5.5 and 5.8.
- Yellow tips are often an indicator of high pH.

- Blue has a tendency to stretch under low light conditions.
- Cherry Star, Dreamsicle, Red, Sweet Tart, and Yellow Chiffon are quite responsive to PGRs, so care needs to be taken with use.
- Cold is a good natural growth regulator.
- More vigorous varieties like Lemon Slice and Pomegranate Punch may need additional early pinch or PGR treatment in low light environments.
- In growing group AA (see page 163).

**Notes:** For all sizes of containers, pinch the liner 1–2 weeks after transplant; for containers larger than 6" and for hanging baskets, trim around the edge of the container as needed prior to spacing or hanging of the baskets. 5-10 ppm Sumagic® or a B-9/Cycocel (2500/750) tank mix is effective. Use 500 ppm Florel® on baskets and larger containers to promote branching. Calibrachoa are sensitive to pythium, phytophthora, and thielaviopsis, but Superbells have higher levels of tolerance to these diseases. Proper pH and good sanitation practices help alleviate problems. Increased air circulation, proper water management, and good soil porosity are also critical. Scout regularly for aphids, especially in baskets.

### AWARD WINNER – SUPERBELLS® *Calibrachoa*

375 Awards including: Excellent Rating, Disney; Superior Rating, Penn State; Best of the Best, University of Georgia; Best Calibrachoa, Colorado State; Leader of the Pack, North Carolina State; Consumer Favorites, Cornell-Long Island; Top Performer, The Oregon Gardener



Left to right: GRACEFUL GRASSES® 'Sky Rocket' *Pennisetum*, SUPERBELLS® MORNING STAR™ *Calibrachoa*, Sweet Caroline Bewitched GREEN WITH ENVY™ *Ipomoea batatas* Life Is But a Dream: SILVER BULLET™ *Artemisia stelleriana*, SUPERBELLS® HOLLYWOOD STAR™ *Calibrachoa*, SUPERBELLS® MORNING STAR™ *Calibrachoa*, GRACEFUL GRASSES® BLUE MOHAWK® *Juncus inflexus*, LEMON CORAL™ *Sedum mexicanum*, and COLORBLAZE® MAROONED® *Solenostemon* (Coleus)



NEW

IMPROVED

# SUPERBELLS® *Calibrachoa*

🪴 🌱 6-12" 🦋 Vigor: 2

**SUPERBELLS® BLUE MOON PUNCH™ *Calibrachoa*** \*\*\*\* USPPAF CanPBRAF  
Arrestingly unique, cool lavender blooms with a deep purple eye and black throat transition to silvery purple as they age. A must-have new color for 2018! New this year.

**SUPERBELLS® Double Orchid *Calibrachoa*** \*\*\*\* USPPAF CanPBRAF  
US Utility US7786342  
Exquisite fully double, orchid pink flowers appear on bushy, cascading stems all season. Truly lives up to the Superbells name. New this year.

**SUPERBELLS® OVER EASY™ Improved *Calibrachoa*** \*\*\*\* USPPAF CanPBRAF  
Improved with its larger flowers of higher floral quality, yellow yolk-like centers are surrounded by pure white petals. Comparable flower size to Superbells Grape Punch. Improved this year.

**SUPERBELLS® Plum Improved *Calibrachoa*** 'BBCAL76001' USPPAF CanPBRAF  
Improved flower coverage, branching and earliness to flower are key attributes of this essential Superbells. Well-matched to Red, White and Yellow in vigor and habit. Improved this year.



SUPERBELLS®  
BLUE MOON PUNCH™  
*Calibrachoa*

SUPERBELLS®  
OVER EASY™ Improved  
*Calibrachoa*

SUPERBELLS®  
Double Orchid  
*Calibrachoa*

**SUPERBELLS® RISING STAR™ *Calibrachoa*** \*\*\*\* USPPAF CanPBRAF US Utility US9313959  
Gorgeous magenta pink flowers with a creamy white star pattern are produced abundantly on vigorous plants with cascading stems all season. New this year.

**SUPERBELLS® White Improved *Calibrachoa*** \*\*\*\* USPPAF CanPBRAF  
Pure white flowers are produced prolifically on densely branched stems beginning earlier in the season. An essential Superbells for every color combination. Improved this year.





SUPERBELLS®  
Plum Improved  
*Calibrachoa*

SUPERBELLS®  
White Improved  
*Calibrachoa*

SUPERBELLS®  
RISING STAR™  
*Calibrachoa*



# SUPERBELLS® *Calibrachoa*

  6-12"  Vigor: 2

NEW

IMPROVED

## Superbells®



SUPERBELLS® Blue  
*Calibrachoa* <sup>USCAL1151</sup> <sup>USPP14874</sup> Can1931

SUPERBELLS® Cherry Blossom  
*Calibrachoa* <sup>USCAL12121</sup> <sup>USPP19421</sup> Can3629

SUPERBELLS® Cherry Red  
*Calibrachoa* <sup>USCAL23101</sup> <sup>USPP27010</sup> Can5318

SUPERBELLS® Coralina  
*Calibrachoa* <sup>INCALMIABE</sup> <sup>USPPAF</sup> CanPBRAF

SUPERBELLS® DREAMSICLE™  
*Calibrachoa* <sup>USCAL14117</sup> <sup>USPP19492</sup> Can3632



SUPERBELLS® HOLY MOLY!®  
*Calibrachoa* <sup>USCALCHSTM</sup> <sup>USPPAF</sup> CanPBRAF  
US Utility 9313959

SUPERBELLS® LEMON SLICE™  
*Calibrachoa* <sup>USCAL5302M</sup> <sup>USPP24353</sup> Can4917

SUPERBELLS® Miss Lilac  
*Calibrachoa* <sup>USCAL87502</sup> <sup>USPP23230</sup> Can4593

SUPERBELLS® OVER EASY™ Improved  
*Calibrachoa* <sup>USPPAF</sup> CanPBRAF

SUPERBELLS® Pink  
*Calibrachoa* <sup>USCAL111</sup> <sup>USPP14968</sup> Can1927



SUPERBELLS® Plum Improved  
*Calibrachoa* <sup>BBCAL76001</sup> <sup>USPPAF</sup> CanPBRAF

SUPERBELLS® Red  
*Calibrachoa* <sup>INCALIMRED</sup> <sup>USPPAF</sup> CanPBRAF

SUPERBELLS® Saffron  
*Calibrachoa* <sup>USCAL14134</sup> <sup>USPP19493</sup> Can3633

SUPERBELLS® Spicy  
*Calibrachoa* <sup>USCAL09301</sup> <sup>USPP25402</sup> Can4916

SUPERBELLS® SWEET TART™  
*Calibrachoa* <sup>CBR20003</sup> <sup>USPP23322</sup> Can4626



SUPERBELLS® Tropical Sunrise  
*Calibrachoa* <sup>INCALTsun</sup> <sup>USPPAF</sup> CanPBRAF

SUPERBELLS® White Improved  
*Calibrachoa* <sup>USPPAF</sup> CanPBRAF

SUPERBELLS® Yellow  
*Calibrachoa* <sup>USPPAF</sup> CanPBRAF

SUPERBELLS® YELLOW CHIFFON™  
*Calibrachoa* <sup>USCAL4021</sup> <sup>USPP19480</sup> Can3631

## Superbells® Punch



SUPERBELLS® BLUE MOON PUNCH™  
*Calibrachoa* <sup>USPPAF</sup> CanPBRAF

SUPERBELLS® APRICOT PUNCH™  
*Calibrachoa* <sup>USCAL14138</sup> <sup>USPP19843</sup> Can3634

SUPERBELLS® BLACKBERRY PUNCH™  
*Calibrachoa* <sup>USCAL68604</sup> <sup>USPP22964</sup> Can4382

SUPERBELLS® CORALBERRY PUNCH™  
*Calibrachoa* <sup>USCAL66501</sup> <sup>USPP22942</sup> Can4381



SUPERBELLS® GRAPE PUNCH™  
*Calibrachoa* <sup>JGCAL09404</sup> <sup>USPPAF</sup> CanPBRAF

SUPERBELLS® POMEGRANATE PUNCH™  
*Calibrachoa* <sup>USCAL09501</sup> <sup>USPP24503</sup> Can4915

SUPERBELLS® STRAWBERRY PUNCH™  
*Calibrachoa* <sup>USCAL58205</sup> <sup>USPP22941</sup> Can4590

## Superbells® Star



SUPERBELLS® CHERRY STAR®  
*Calibrachoa* <sup>USCAL91001</sup> <sup>USPP23232</sup> Can4594  
US Utility 9313959

SUPERBELLS® EVENING STAR™  
*Calibrachoa* <sup>USCAL42202</sup> <sup>USPP27008</sup> Can5320  
US Utility 9313959

SUPERBELLS® HOLLYWOOD STAR™  
*Calibrachoa* <sup>BBCAL26702</sup> <sup>USPPAF</sup> CanPBRAF  
US Utility 9313959

SUPERBELLS® MORNING STAR™  
*Calibrachoa* <sup>BBCAL27801</sup> <sup>USPPAF</sup> CanPBRAF  
US Utility 9313959

SUPERBELLS® RISING STAR™  
*Calibrachoa* <sup>USPPAF</sup> CanPBRAF  
US Utility 9313959

## Superbells® Double



SUPERBELLS® Double Orchid  
*Calibrachoa* <sup>USPPAF</sup> CanPBRAF  
US Utility 9313959

SUPERBELLS® Double Ruby  
*Calibrachoa* <sup>USCAL83901</sup> Can4591  
US Utility 9313959

## Superbells® Garden



SUPERBELLS® Garden Rose  
*Calibrachoa* <sup>INTA06575</sup> <sup>USPPAF</sup> CanPBRAF



Superbells Timing Chart

There is a 5-week variance from earliest-flowering to latest-flowering varieties.

Week	11	12	13	14	15
<b>Early-Flowering Varieties</b>					
Superbells® Rising Star™					
Superbells® Apricot Punch™					
Superbells® Hollywood Star™					
Superbells® Morning Star™					
Superbells® White					
Superbells® Yellow					
Superbells® Blue Moon Punch™					
Superbells® Cherry Star®					
Superbells® Grape Punch™					
Superbells® Red					
Superbells® Pomegranate Punch™					
Superbells® Saffron					
Superbells® Dreamsicle™					
Superbells® Holy Moly!®					
Superbells® Double Orchid					
Superbells® Spicy					
<b>Mid-Flowering Varieties</b>					
Superbells® Over Easy™					
Superbells® Sweet Tart™					
Superbells® Tropical Sunrise					
Superbells® Double Ruby					
Superbells® Garden Rose					
Superbells® Miss Lilac					
Superbells® Evening Star™					
Superbells® Yellow Chiffon™					
Superbells® Plum					
Superbells® Lemon Slice™					
Superbells® Pink					
Superbells® Coralina					
Superbells® Blackberry Punch™					
Superbells® Cherry Red					
Superbells® Blue					
Superbells® Coralberry Punch™					
Superbells® Cherry Blossom					
<b>Later-Flowering Variety</b>					
Superbells® Strawberry Punch™					

Contact your propagator to discuss options using “programmed liners” to shorten flowering times.

Ever wonder what the top-selling Superbells are?

Here’s the entire list in order by Canadian propagator liner sales.

- Superbells® Lemon Slice™
- Superbells® Pomegranate Punch™
- Superbells® Yellow
- Superbells® Evening Star™
- Superbells® Grape Punch™
- Superbells® Red
- Superbells® White
- Superbells® Dreamsicle™
- Superbells® Holy Moly!®
- Superbells® Tropicial Sunrise
- Superbells® Cherry Star®
- Superbells® Yellow Chiffon™
- Superbells® Blue
- Superbells® Pink
- Superbells® Hollywood Star™
- Superbells® Double Ruby
- Superbells® Cherry Red
- Superbells® Plum
- Superbells® Coralberry Punch™
- Superbells® Strawberry Punch™
- Superbells® Apricot Punch™
- Superbells® Coralina
- Superbells® Blackberry Punch™
- Superbells® Morning Star™
- Superbells® Saffron
- Superbells® Cherry Blossom
- Superbells® Sweet Tart™
- Superbells® Spicy
- Superbells® Miss Lilac
- Superbells® Garden Rose

Reduce pH in Hanging Baskets

Generally in cold, cloudy weather you want a Cal-Mag blend of fertilizer with high nitrate nitrogen, as this grows a better plant in winter conditions. Use a high ammonium nitrogen fertilizer to slowly lower media pH, but there is a catch. Under winter’s low light and temperature conditions, high ammonium fertilizers can cause ammonium toxicity and cause the crop to grow too fast (meaning more PGRs will be required). Quick changes in pH usually cause additional problems. Other ways to reduce pH are to add more acid to your fertilizer injector and increase the overall acidity, but use care as you can also cause precipitation of some of the fertilizer elements if not handled properly.

TOUCAN™ Canna x generalis

Proven Winners is going tropical with an exciting line of Toucan™ Cannas. These cannas are fast, vigorous, highly disease resistant and as easy to grow as petunias in greenhouse production. They are ideal for warm climates where they flower like crazy in the heat. Use Toucan cannas as bold-foliage, flowering thrillers in large containers and plant en masse in landscapes for a spectacular summer show. Sell early in 4.25 Grande™ containers and in 1.0 Royale™ or larger containers through summer.

TOUCAN™ Coral Canna x generalis

Tropical salmon pink flowers attract pollinators through the heat of summer on this vigorous, heat tolerant cultivar. New this year.

LANDSCAPE 30-48" spread: 18-24" Vigor: 4

Growing Tips for TOUCAN™

- Warmth and moisture are essential to growing high quality Cannas. Temperatures should not drop below 60-65° F; chilling injury may delay the crop.
- Do not use irrigation frequency to control plant size. Crop can be run slightly dry but drying to wilt stage will cause leaf burn and drop. Good water management practices are critical to healthy growth.
- To maximize growth, use a fertilizer with a complete micronutrient mix; these Cannas grow fast and use a lot of food. 200-300ppm is the optimum rate.
- Watch for spider mites, especially if plants are not actively growing.
- Plants will normally flower in 7-10 weeks at optimal temperatures.

Notes: While the Toucan™ series can be grown in 4.5" and quart containers, we recommend the 1.0 Royale™ or 1 gallon size container as optimum for ease in production and sales. A drench of 1-4 ppm paclobutrazol can be used to help hold a crop or if control of growth is desired. Check manufacturers' labels for approved rates and usage recommendations.



TOUCAN™ Coral Canna x generalis

TOUCAN™ Dark Orange Canna x generalis

TOUCAN™ Yellow Canna x generalis

TOUCAN™ Scarlet Canna x generalis

TOUCAN™ Rose Canna x generalis



# FLAMBÉ® Yellow

## Chrysocephalum apiculatum

LANDSCAPE   8-14" Vigor: 2

The unique blooms of this plant are truly enchanting, with small sprays of tiny spherical flower heads that appear in clusters in the spring and summer. An exceptionally adaptable plant, this sun lover has a spreading habit and is drought tolerant and easy to grow.

### Growing Tips for FLAMBÉ®

- Requires high light in production.
- 150-200 ppm fertilizer for optimal growth.
- Pinch once, two weeks after liner planting. May be cut back if desired.
- B-9 at 2500 ppm can help to control stretch under low light.
- In growing group BC (see page 163).

**Notes:** Watch for aphids, leaf miners, and white flies. Can be susceptible to crown and stem rots if grown in cool, damp conditions. Maintain good air movement.

### AWARD WINNER – FLAMBÉ® Chrysocephalum

29 Awards including: Excellent Rating, Massachusetts Horticultural Society; Excellent Rating, Boerner Botanical Garden, Milwaukee, Wisconsin; Best of Breed, North Carolina State



FLAMBÉ® Yellow  
*Chrysocephalum apiculatum* <sup>Florchryel</sup> USPP19175 Can3280

# Señorita and Pequeña

## Cleome

LANDSCAPE     Vigor: 4

Growers and gardeners have grown to love the Proven Winners line of thornless, seedless, odorless, non-sticky cleomes. They exhibit excellent heat, humidity and drought tolerance, bloom spring through fall and have minimal oedema issues. They are excellent spring extenders and are ideal for Southern markets. Grow in Royale™ containers for best display.

### Growing Tips for Cleome

- 200-300 ppm fertilizer for optimal growth.
- Take care not to overwater.
- Pinch once, two weeks after liner planting. A second pinch may be necessary for large containers.
- PGRs should not be necessary.
- These varieties should NOT have oedema problems.
- In growing group BB (see page 163).

**Notes:** Treat with preventative broad spectrum fungicidal drench one week after transplant. Scout crops regularly (at least once a week) for disease development. Good air circulation, control of humidity, and good sanitation practices are critical. Good water management practices are critical to healthy plant growth.



SEÑORITA ROSALITA®  
*Cleome* <sup>Incleosr</sup> USPP19733 Can3290

### Growers need to choose a Proven Package when ordering cleome.

When you order Señorita Rosalita, Señorita Blanca, Señorita Mi Amor and Pequeña Rosalita liners, you must order a white Proven Winners branded container for each plant in one of the available sizes. Orders for liners placed without orders for containers will not ship.



Proven Package Sizes:  
4.50 Classic™, 4.25 Grande™,  
or 1.0 GL Royale™

### AWARD WINNER

#### SEÑORITA AND PEQUEÑA Cleome

225 Awards including: Outstanding Rating, Disney Trials; Top Performer, Colorado State University; Top Performer, Michigan State University; Top Performer, Texas A&M; Top Performer, Oregon State University; Leader of the Pack, North Carolina State University



PEQUEÑA ROSALITA®  
*Cleome* <sup>Incleinpro</sup> USPP27012 CanPBRAF  
18-36"



SEÑORITA BLANCA®  
*Cleome* <sup>Inclesbimp</sup> USPP27011 CanPBRAF  
24-48"



SEÑORITA MI AMOR®  
*Cleome* <sup>Inclesricar</sup> USPP27055 CanPBRAF  
24-48"



SEÑORITA ROSALITA®  
*Cleome* <sup>Incleosr</sup> USPP19733 Can3290  
24-48"

Collection  
Top Seller



PEQUEÑA ROSALITA®  
*Cleome* <sup>Incleinpro</sup> USPP27012 CanPBRAF

SEÑORITA BLANCA®  
*Cleome* <sup>Inclesbimp</sup> USPP27011 CanPBRAF

SEÑORITA MI AMOR®  
*Cleome* <sup>Inclesricar</sup> USPP27055 CanPBRAF



# FAIRY DUST™ Pink

*Cuphea ramosissima*


LANDSCAPE 10-16" Vigor: 3

Meet your new go-to plant for heat and drought tolerant combinations. Appearing like a pink-flowered Diamond Frost®, this cuphea forms an airy cloud of delicate blooms on densely branched panicles all season. You'll only need to try this unique plant once before you'll want to grow it every year. New this year.

## Growing Tips for FAIRY DUST™

- Requires high light in production.
- Avoid overwatering, especially early in the crop cycle.
- Plants can be run a little dry but not to the point of wilt, which causes leaf burn.
- 150-200 ppm fertilizer for optimal growth.
- In growing group BC. (see page 163).

**Notes:** Pinch at 1-2 weeks after transplant if needed.



FAIRY DUST® Pink  
*Cuphea ramosissima*



VERMILLIONAIRE®  
*Cuphea*

# VERMILLIONAIRE®

*Cuphea*

LANDSCAPE 18-28" Vigor: 3

Vermillionaire is an absolute hummingbird magnet. It's extremely heat and humidity tolerant and is very low maintenance. A fast-growing Southern annual, yet it does well everywhere. Though it's drought tolerant, it can also tolerate higher moisture levels. Vermillionaire features a well-branched, mounding growth habit and produces deep-orange tubular flowers that cover the plant from spring through first frost. Although Vermillionaire is a cuphea, it's not prone to oedema.


## Growing Tips for VERMILLIONAIRE®

- 150-200 ppm N
- Drying out plant to wilt will cause leaf burn and leaf drop. Can be run a little dry but not to wilt.
- Watch for thrips, whiteflies and aphids.
- Treat with preventative broad spectrum fungicidal drench one week after transplant.
- In growing group CC (see page 163).

## AWARD WINNER

### VERMILLIONAIRE® *Cuphea*

56 Awards including: Top Performer, Costa Farms; Top Performer, Biltmore; Top Performer and Consumer Top 3, Colorado State University; Top Performer, Ohio State University; Top Performer, Texas A&M



Top: TOUCAN™ Dark Orange *Canna*, Mystic Illusion *Dahlia*, LUSCIOUS® BERRY BLEND™ *Lantana camara*, and SUPERTUNIA® Really Red *Petunia*  
Above: VERMILLIONAIRE® *Cuphea*

# MYSTIC Illusion *Dahlia*

LANDSCAPE 18-36" Vigor: 3

An absolute rock star in the landscape, clear lemon yellow, single blooms really pop against the dark foliage. The plants are resistant to powdery mildew, making them easier for growers to manage with fewer inputs. Mystic Illusion is suitable for 4.25" Grande™ and 1.0 Royale™ containers as well as combinations.

## Growing Tips for MYSTIC ILLUSION

- Requires high light in production.
- 150-200ppm fertilizer for optimum growth.
- Plants are rarely affected by powdery mildew outdoors.
- Most Dahlias are long day plants. Provide long days or night interruption lighting to induce blooming if finishing before the first of April.
- Good water management practices are critical to healthy plant growth.
- Good air circulation, control of humidity, and good sanitation practices are critical.
- In growing group BB (see page 163).

**Notes:** Do a soft pinch at 1-2 weeks after transplant if needed. Plants can be pinched to shape. Shearing growth tips encourages fuller growth. Hard pinches can stall growth. Treat with a preventative broad spectrum fungicidal drench at 1-2 weeks after transplant. Scout crops regularly (at least once a week) for disease development.

## AWARD WINNER – MYSTIC Illusion *Dahlia*

35 Awards including: Best New Variety, Colorado State University; Hall of Fame, Cincinnati Zoo and Botanical Garden; Top Performer, Missouri Botanic Garden



MYSTIC Illusion  
*Dahlia* "Knockout" USPP18839



# DAHLIGHTFUL® *Dahlia variabilis*



Vigor: 3

These gorgeous mid-sized dahlias were selected to grow better in spring conditions and tolerate shorter days without forming tubers and shifting away from new growth. The resulting plants bloom longer and are naturally well-branched with strong stems and good disease resistance.

**DAHLIGHTFUL® CRUSHED CRIMSON®** *Dahlia variabilis* 'G14402' USPPAF CanPBRAF  
A backdrop of dramatic deep green foliage makes the velvety burgundy, semi-double flowers of this beauty especially Dahlightful. New this year.

**DAHLIGHTFUL® TUPELO HONEY®** *Dahlia variabilis* 'G15307' USPPAF CanPBRAF  
Clear yellow, semi-double flowers really pop against the deep green foliage of this cheerful dahlia. New this year.

## Growing Tips for DAHLIGHTFUL®

- Requires high light in production.
- 150-200ppm fertilizer for optimum growth.
- Plants are rarely affected by powdery mildew outdoors.
- Dahlightful® Dahlias will bloom under short days without the use of night interruption lighting.
- Good water management practices are critical to healthy plant growth.
- Good air circulation, control of humidity, and good sanitation practices are critical.
- In growing group BB (see page 163).

**Notes:** Do a soft pinch at 1-2 weeks after transplant if needed. Plants can be pinched to shape. Shearing growth tips encourages fuller growth. Hard pinches can stall growth. Treat with a preventative broad spectrum fungicidal drench at 1-2 weeks after transplant. Scout crops regularly (at least once a week) for disease development.

**AWARD WINNER – DAHLIGHTFUL® Dahlia**  
20 Awards including: Top Performer, Penn State; Top Performer, University of Georgia; Top Performer, University of Minnesota-Morris

DAHLIGHTFUL® Georgia Peach  
*Dahlia variabilis* 'G13516' USPPAF CanPBRAF  
20-30"



DAHLIGHTFUL® Sultry Scarlet  
*Dahlia variabilis* 'G13525' USPPAF CanPBRAF  
20-30"



DAHLIGHTFUL® Lively Lavender  
*Dahlia variabilis* 'G13532' USPPAF CanPBRAF  
24-36"

DAHLIGHTFUL® CRUSHED CRIMSON™  
*Dahlia variabilis* 'G14402' USPPAF CanPBRAF  
24-30"

DAHLIGHTFUL® TUPELO HONEY™  
*Dahlia variabilis* 'G15307' USPPAF CanPBRAF  
24-30"

# FLIRTATION® *Diascia*



8-14" Vigor: 2

Excellent for early season production and use as winter flowering annuals in Sunbelt states, the Flirtation Diascias are exceptional performers. Their vibrantly colored flowers, sturdy stems and semi-trailing habit make them excellent components for filling combination baskets, containers, and window boxes.

## Growing Tips for FLIRTATION®

- Preventive fungicides are recommended at transplant.
- Grow cool with good air circulation once established.
- Requires high light in production.
- 200 ppm fertilizer for optimal growth.
- Be careful to not overwater and use a well-drained media.
- In growing group AB (see page 163).

**Notes:** For all sizes of containers, pinch the liner 1-2 weeks after transplant; for containers larger than 6" and for hanging baskets, trim around the edge of the container as needed prior to spacing or hanging of the baskets. Winter flowering occurs in Sunbelt states.

## AWARD WINNERS – FLIRTATION® Diascia

26 Awards including: Excellent Rating, Boerner Botanical Garden, Milwaukee, Wisconsin; Outstanding Rating, Disney Trials; Top Performer, Michigan State; Best Overall, Oregon State University



FLIRTATION® Orange  
*Diascia* 'Dela Orange' US20905



FLIRTATION® Glacier White  
*Diascia* 'DDIASC990' USPPAF CanPBRAF



FLIRTATION® Pink  
*Diascia barberae* 'Indiaimpab' USPP20886 Can3863



# DIAMOND FROST® and DIAMOND DELIGHT® *Euphorbia*

Among the most versatile annuals in our lineup, Diamond Frost and Diamond Delight Euphorbias are a snap to match with a myriad of other plants in combinations. Blooming all season on exceptionally drought and heat tolerant plants, they provide a refined texture for elegant combinations in sun and shade. Yet their roles in combinations couldn't be more different. Read on to find out how.

**DIAMOND DELIGHT® *Euphorbia*** 'INEUPDIDAZ' USPP26848 Can5269  
Diamond Delight is the most vigorous double-flowering *Euphorbia graminea* on the market. With its extra set of petals, the flowers exhibit more color! Diamond Delight is well-branched with a tightly mounded growth habit that is about 25% shorter than Diamond Frost. Diamond Delight also performs well in shade.

**DIAMOND FROST® *Euphorbia*** 'Inneuphdia' USPP17567 Can2830  
Diamond Frost is like your friend who gets along with everyone she meets – it combines easily with many kinds of plants, weaving its wiry stems in and out, poking its single, airy white flowers throughout the combination. Often imitated but never equaled!

- Growing Tips for DIAMOND FROST® and DIAMOND DELIGHT®**
- High light is required in production.
  - 150-200 ppm fertilizer for optimal growth.
  - Preventive fungicides are recommended 1 week after transplant.
  - Warm and slightly dry conditions after transplanting speeds root-in and growth.
  - Can have an adverse reaction to shipping in a box, but even plants that look bad will rebound in a short time.
  - Severe dry down can cause foliage to drop; however, the plant will recover.
  - Benefits from a light shearing 2-3 weeks after transplanting.
  - In growing group BB (see page 163).

**Notes:** No pinch necessary, but plants can be pinched to shape. Winter flowering occurs in Sunbelt states. Very sensitive to Florel®.

**AWARD WINNERS –**  
**DIAMOND FROST® *Euphorbia***  
148 Awards including: Rising Star, Dallas Arboretum; Best of the Best, University of Georgia; Superior Rating, Colorado State; Top Performer, Ohio State  
**DIAMOND DELIGHT® *Euphorbia***  
33 Awards including: Top Performer In-Ground and Containers, Kansas State University; Top Performer, Michigan State University; Top Performer, Oregon State University; Top Performer, University of Tennessee-Knoxville



# BLUE MY MIND® *Evolvulus*

6-12" Vigor: 2

The hotter the better for this stunning deep-sky-blue bloomer. Its drought, heat, and humidity tolerance makes it an excellent choice for southern growers. Because it needs to be protected from even a light frost, northern growers should use care and not order in too early. Better branched, larger flowered, and more impactful than 'Blue Daze', Blue My Mind is great in 4.25 Grande™ and 1.0 Royale™ containers as well as hanging baskets.

- Growing Tips for BLUE MY MIND®**
- This is a HOT season crop. When night temperatures are below 65° F (18° C), the plant's growth drops off. Low light levels severely weaken the growth, so plan to order when you can meet or exceed these conditions.
  - Reduce your fertility to 50-75 ppm to avoid high EC levels. This is a tough, durable, drought-tolerant plant that requires heat.
  - Needs to be protected from even a light frost.
  - While the plants can withstand drought conditions, growth and flowering are better with consistent moisture.
  - In growing group CC (see page 163).

**Notes:** Pinch twice; once two weeks after liner planting and then 5 weeks later. PGRs are not necessary.

**AWARD WINNER – BLUE MY MIND® *Evolvulus***  
57 Awards including: Top Performer, Texas A & M; Best of Show, University of Wisconsin; Top Performer, Massachusetts Horticulture Society at Elm Banks; Top Performer In-Ground and Containers, Kansas State University



BLUE MY MIND®  
*Evolvulus* 'USEV01201' US24447 Can4918





# STRATOSPHERE™ and KARALEE® *Gaura lindheimeri*

LANDSCAPE 12-24" Zones 6-11 Vigor: 3

Lovely in landscapes or as thrillers in combination containers, gauras add height, wispy texture, and movement to the design. Their graceful stems bear non-stop blooms through the heat of summer.

KARALEE® Petite Pink Improved *Gaura lindheimeri*\*\*\*\* USPPAF CanPBRAF  
Though still petite by Gaura standards, this improved cultivar is fuller, taller and more vigorous. It holds its own better in combinations and landscapes. Improved this year.

## Growing Tips for KARALEE® and STRATOSPHERE™

- Requires high light in production.
- 200 ppm fertilizer for optimal growth.
- In response to cool temperatures, spots can appear on gaura foliage during normal production. This is a physiological response – not a viral infection.
- In growing group AB (see page 163).

**Notes:** Pinch once, two weeks after liner planting. Growth regulation not needed. Winter flowering occurs in Sunbelt states.

**AWARD WINNERS – STRATOSPHERE™ Gaura**  
4 Awards including: Top Performer, Penn State; Arboretum Approved, Dallas Arboretum



STRATOSPHERE™ Pink Picotee  
*Gaura lindheimeri* "Gaudpin" USPP18237 Can3031



STRATOSPHERE™ White  
*Gaura lindheimeri* "Gautahwhi" USPP16565



KARALEE® Petite Pink Improved  
*Gaura lindheimeri*\*\*\* USPPAF CanPBRAF

# HELLO!™ Gerbera Daisies

LANDSCAPE 12-20" Vigor: 2

Meet the latest in vegetative Gerberas for the landscape. Through one of the most extensive trials we've conducted, they have proven to be more vigorous and floriferous than average. Though their 4" flowers are a bit smaller than seed Gerberas, more are produced over a longer period. To help educate and inspire consumers, Hello! Gerbera Daisies are offered exclusively with the Proven Package.

## Growing Tips for HELLO!™

- Best flowering and plant quality is achieved under full sun conditions. Space plants well so plenty of light reaches the crown to promote flowering.
- Plants will finish with more blooms and be more robust if given a cool finish.
- 100-200 ppm fertilizer for optimum growth.
- Gerbera will reduce flowering if allowed to become rootbound or starved for fertilizer. Watch the pH constantly to maintain optimal levels.
- In growing group BB (see page 163).

**Notes:** Plant the liner with the crown of the Gerbera slightly higher than the existing soil level. This is recommended so that the growing point of the plant stays above the soil line. Pinching is not recommended. Treat with a preventative broad spectrum fungicidal drench at 1-2 weeks after transplant. Do not allow plants to dry to wilt stage. Dry-down will result in increased susceptibility to disease. Spider mites and thrips as well as root rot (phytophthora) are the primary concerns. Scout aggressively and treat for thrips.

## Growers need to choose from these Proven Packages when ordering Hello!™ Gerbera.

When you order these liners, you must choose one of the following two options:

- Order the Hello! Proven Winners branded container for each liner in the Royale size.
- Order a Hello! Gerbera hanging basket tag.

Orders for liners placed without orders for container/tag will not ship.



1. Hello! Proven Package 1.0 GL Royale™

2. Hanging basket tag

## AWARD WINNERS – HELLO!™ Gerbera

58 Awards including: Leader of the Pack, North Carolina State University; Top Performer, Texas A&M; Top Performer, Oregon State University



HELLO!™ Pumpkin  
*Gerbera*

HELLO!™ Miss Scarlet *Gerbera*

HELLO!™ Magentamen  
*Gerbera*

HELLO!™ Sunshine *Gerbera*



# Annual GRACEFUL GRASSES®

Our Graceful Grasses® Collection is popular with consumers because these plants are easy to grow and add height, texture, and color to the landscape and containers. Industry experts are fans as well, with the eleven plants in the Collection continuing to pick up awards for performance and beauty.

### Cultural Information for GRACEFUL GRASSES®

For cultural information on each of the Graceful Grasses, go to [www.provenwinners.com](http://www.provenwinners.com), click on Professionals, then under the Growers section click Cultural Information. There, you can search for specific culture information on Graceful Grasses.

### 1.0 Quart and 4.25 Grande™ Specialty Containers for Graceful Grasses®

Gardeners are looking for our Graceful Grasses Collection, and our optional specialty containers make it easy for customers to find them. Plus, when you use these specialty containers, you have the option of charging a different price for Graceful Grasses than for annuals. The unique UPC code on these containers is also beneficial for scanning purposes. Both sizes are available as a special order with a 25,000 minimum.



Specialty – Graceful Grasses® 1.0 Quart container



GRACEFUL GRASSES® BABY TUT®  
*Cyperus involucratus*  
LANDSCAPE 18-24" Vigor: 4  
In growing group BC (see page 163).

GRACEFUL GRASSES® KING TUT®  
*Cyperus papyrus*  
LANDSCAPE 48-72" Vigor: 4  
In growing group BC (see page 163).

GRACEFUL GRASSES® PRINCE TUT™  
*Cyperus papyrus*  
LANDSCAPE 18-30" Vigor: 4  
In growing group BC (see page 163).



GRACEFUL GRASSES® Purple Fountain Grass  
*Pennisetum setaceum* 'Rubrum'  
LANDSCAPE 30-36" Vigor: 3  
In growing group CB (see page 163).

Top 50

GRACEFUL GRASSES® VERTIGO®  
*Pennisetum purpureum* 'Tift 8' USPP22254  
LANDSCAPE 48-96" Vigor: 4  
In growing group BB (see page 163).

Top 50

GRACEFUL GRASSES® 'Fireworks' Pennisetum  
*Pennisetum* 'Rubrum' USPP18504  
LANDSCAPE 24-30" Vigor: 3  
In growing group CB (see page 163).

GRACEFUL GRASSES® 'Sky Rocket' Pennisetum  
*Pennisetum* USPP21497  
LANDSCAPE 24-30" Vigor: 3  
In growing group CB (see page 163).

GRACEFUL GRASSES® Red Riding Hood Pennisetum  
LANDSCAPE 18-30" Vigor: 2  
In growing group CB (see page 163).



# Annual GRACEFUL GRASSES® continued

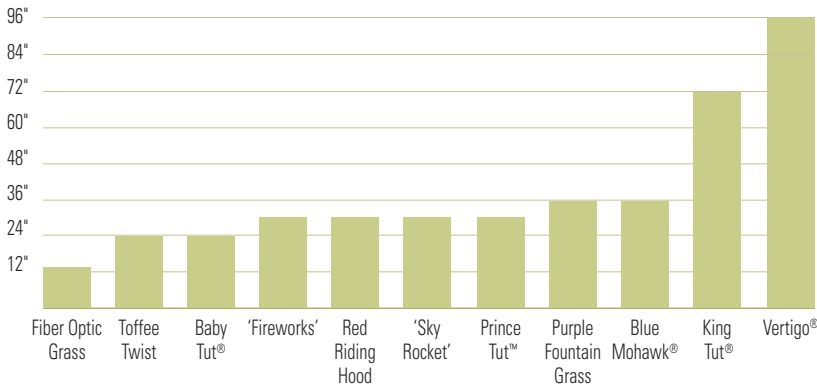


GRACEFUL GRASSES®  
BLUE MOHAWK® *Juncus inflexus*  
LANDSCAPE 16-24" Vigor: 2  
In growing group BB (see page 163).

GRACEFUL GRASSES® Toffee Twist  
*Carex flagellifera*  
LANDSCAPE 18-24" Vigor: 2  
In growing group BB (see page 163).

GRACEFUL GRASSES®  
Fiber Optic Grass *Scirpus cernuus*  
10-14" Vigor: 2  
In growing group CB (see page 163).

Graceful Grasses by mature height



**AWARD WINNER – GRACEFUL GRASSES®**  
359 Awards including: Excellent Rating, Massachusetts Horticultural Society; Leader of the Pack, North Carolina State; Top Performer, Michigan State; Top Performer, Texas A&M; Top Performer, Colorado State University

NEW

# HIPPO™ *Hypoestes phyllostachya* LANDSCAPE 16-22" Vigor: 2

Hypoestes is getting a makeover! This series of super-sized, vegetative varieties does what Snow Princess did to seed alyssum. They're big, bushy, and won't bolt into flower soon after planting since they were selected against flowering and seed set. Use them like you would a coleus, providing season-long color in combination containers and landscapes in sun or shade. This is one versatile plant you can easily recommend to every gardener.

HIPPO™ Red *Hypoestes phyllostachya* 'G14157' USPPAF CanPBRAF  
Vibrant red and green polka-dotted foliage. New this year.

HIPPO™ Rose *Hypoestes phyllostachya* 'G14160' USPPAF CanPBRAF  
Cheerful rose pink and green polka-dotted foliage. New this year.

- Growing Tips for HIPPO™**
- Prefers warmer production temperatures; avoid chilling.
  - 150-200ppm fertilizer for optimal growth.
  - Do not use irrigation frequency to control plant size. Can be run a little dry, but drying to the point of wilt will cause leaf burn and drop.
  - Adapts to any light level but sharp changes in light can stress plants and damage the foliage.
  - In growing group CB. (see page 163).

**Notes:** Pinch at 1-2 weeks after transplant if needed. Treat with preventative broad spectrum fungicidal drench 1-2 weeks after transplant. B-Nine may be used at 1500-2500ppm two weeks after transplant. Bonzi is also effective. Check manufacturer labels for approved rates and usage recommendations.



HIPPO™ Red  
*Hypoestes phyllostachya* 'G14157' USPPAF CanPBRAF

HIPPO™ Rose  
*Hypoestes phyllostachya* 'G14160' USPPAF CanPBRAF



# ROCKAPULCO® *Impatiens walleriana*

🌱🌞🌱 10-20" Vigor: 2

Rockapulco varieties feature unbeatable performance, plus the biggest, brightest, and most abundant flowers you'll find in double impatiens. Rockapulco varieties have excellent branching, uniformity, and a full range of color options, making them an ideal choice for premium containers.

### Growing Tips for ROCKAPULCO®

- 100-150 ppm fertilizer for optimal growth.
- Requires moderate light intensity for optimal growth. Reduce light intensity when temperatures are high to prevent flower and leaf burning as well as bud drop.
- Apply Bonzi® (3-10 ppm) once or twice to control growth. Higher rates may be necessary in Southern production areas.
- Moderate drying of media will enhance flowering and control stretch. Too much drying can cause leaf scorch under high light.
- Leach periodically to keep salt levels in container low.
- In growing group BB (see page 163).

Notes: No pinching needed. Watch for thrips.

**AWARD WINNER – ROCKAPULCO® *Impatiens***  
70 Awards including: Leader of the Pack, North Carolina State; Prairie Star, Kansas State; Top Performer, Smithsonian

ROCKAPULCO® Appleblossom  
*Impatiens walleriana* 'Baltiepos' USPP13637 Can1520

ROCKAPULCO® Red  
*Impatiens walleriana* 'Baltiedale' USPP16626 Can2549

ROCKAPULCO® Rose  
*Impatiens walleriana* 'Baltiolestop' USPP13639 Can1525

ROCKAPULCO® Dark Orange  
*Impatiens walleriana* 'Baltiedear' USPP13643 Can1519

ROCKAPULCO® Purple  
*Impatiens walleriana* 'Baltiepurp' USPP18867 Can3361

Collection  
Top Seller

ROCKAPULCO® Wisteria  
*Impatiens walleriana* \*\*\* USPPAF CanPBRAF

ROCKAPULCO® Coral Reef  
*Impatiens walleriana* 'Balticore' USPP22992 CanPBRAF

ROCKAPULCO® White  
*Impatiens walleriana* 'BFP-7812' USPP11365 Can0643

# ILLUSION® and SWEET CAROLINE *Ipomoea batatas*

Sweet potato vines are staple items in combination containers and landscapes across the country. The exceptional genetics we offer are refined versions of old classics; a wide range of leaf colors, shapes and plant habits are available. All are selected against flowering and potato production, ensuring vigorous growth all season.

### ILLUSION® *Ipomoea batatas*

🌱🌞🌱 6-10" Vigor: 3

The finely textured, lacy leaves of Illusion Ipomoea are unique in the industry. The habit of these varieties tends to be very compact and dense with controlled growth that won't overpower container combinations or take over the retail bench. They are ideal for small container production, summer gallons and mixed containers.

### Sweet Caroline *Ipomoea batatas*

🌱🌞🌱 6-16" Vigor: 3

The Sweet Caroline series is widely grown across the U.S. and Canada, thriving in all climates. These varieties tend to be larger and are available in a broad palette of leaf colors and shapes. Sweet Caroline Sweetheart bears heart-shaped leaves while standard Sweet Caroline varieties have deeply lobed foliage. They make excellent annual groundcovers and vigorous spillers in containers.

### Growing Tips for ILLUSION® and Sweet Caroline

- 150-200 ppm fertilizer for optimal growth.
- Keep air circulation up and foliage dry. Prolonged wet foliage may lead to bacterial leaf spotting.
- Use 2500 ppm of B-9 to maintain shape on 4.5".
- This crop loves the heat and humidity. For the fastest crops keep production temperatures over 70° F and keep fertility levels fairly high.
- In growing group CC (see page 163).

Notes: For Illusions, no pinch is necessary. For Sweet Caroline varieties, pinch once, 2 weeks after liner planting.

### AWARD WINNERS

#### ILLUSION® *Ipomoea batatas*

157 Awards including: Top Performer, Oklahoma State; Leader of the Pack, North Carolina State; Outstanding Rating, Disney Trials

#### SWEET CAROLINE *Ipomoea batatas*

162 Awards including: Leader of the Pack, North Carolina State; Prairie Star, Kansas State; Best Varieties, Penn State

### Proven Winners Ipomoea Comparison Chart

Series name	Variety names	Distinguishing characteristics	Breeding goal	Colors in line	Compact habit – relative to others	Branching relative to others	Flowering	Leaf type	PGR requirements
Illusion®	Emerald Lace Garnet Lace Midnight Lace	Dissected foliage for new texture; compact habit	Same as Sweet Carolines	Light green, purple, red, or bronze	Compact habit	High	No – rarely, when under stress	Dissected	Usually not needed
Sweet Caroline Bewitched	Bewitched After Midnight Bewitched Green with Envy	Compact mounding but not trailing habit; more upright initially; serrated leaf margin	Mounding habit with serrated leaf	Light green, purple-black	Compact habit	Medium to high	Occasionally under short days, low light	Serrated margin	Not needed
Sweet Caroline Sweetheart	Jet Black Lime Red	Enhanced branching over Sweet Caroline series; different texture with heart-shaped leaves	Same as Sweet Carolines	Light green, purple, red	Moderately compact habit	Medium	No	Entire, cordate	May be needed for holding plants and small container sizes
Sweet Caroline	Bronze Light Green Raven Red	Enhanced branching and reduced stem elongation over free varieties	Bred for reduced internode size, better branching and reduced storage root formation; novel colors	Dark green, light green, variegated dark green, purple, bronze, red	Trailing habit	Medium	No. Bronze and Red – rarely, when under stress.	Deeply lobed	May be needed for holding plants and small container sizes



ILLUSION® and SWEET CAROLINE *Ipomoea batatas*



ILLUSION® Emerald Lace  
*Ipomoea batatas* "NCORNSP012EMLC" USPP21744 Can4162

ILLUSION® Midnight Lace  
*Ipomoea batatas* "NCORNSP011MNL" USPP21743 Can4161

ILLUSION® Garnet Lace  
*Ipomoea batatas* "NCORNSP013GNLC" USPP23612 Can4537



Collection  
Top Seller

'Sweet Caroline Light Green'  
*Ipomoea batatas* USPP15028 Can2975

Sweet Caroline Raven  
*Ipomoea batatas* "NCORNSP015SCRP" USPPAF Can4539

'Sweet Caroline Sweetheart Red'  
*Ipomoea batatas* USPP19013 Can2904

Top 50



'Sweet Caroline Bronze'  
*Ipomoea batatas* USPP15437 Can2973

Collection  
Top Seller

Sweet Caroline  
Sweetheart JET BLACK™  
*Ipomoea batatas* "NCORNSP-021SHUB" USPPAF CanPBRAF



Sweet Caroline Bewitched AFTER MIDNIGHT™  
*Ipomoea batatas* "NCORNSP-020BWAM" USPPAF CanPBRAF

Sweet Caroline Bewitched GREEN WITH ENVY™  
*Ipomoea batatas* "NCORNSP-020BWGWE" USPPAF CanPBRAF



Collection  
Top Seller

Sweet Caroline Sweetheart Lime  
*Ipomoea batatas* "NCORNSP-019SCSHLM" USPPAF CanPBRAF

'Sweet Caroline Red'  
*Ipomoea batatas* USPP17483 Can2976



# LUSCIOUS® *Lantana camara*



One of the most reliable recommendations you can make for customers looking for sun, heat and drought tolerant flowers that attract pollinators. Fragrant Luscious Lantana are rock stars in the landscape and add season-long color to window boxes, patio pots and hanging baskets.

Choose Luscious Royale varieties for their smaller size that fits easily into any container as a monoculture or paired with other medium vigor varieties. Choose standard Luscious varieties for full-sized, mega flower power. All our Lantanas set little to no seed and are daylength neutral.

LUSCIOUS™ Royale Cosmo *Lantana camara* \*\*\*\* USPPAF CanPBRAF  
Clusters of fragrant, hot pink and yellow bicolor blooms on densely branched, heavy flowering plants. New this year.

## Growing Tips for LUSCIOUS®

- 200 ppm fertilizer for optimal growth.
- High light in production is essential.
- Warm and slightly dry conditions after transplanting speeds root in and growth.
- Use caution with Florel®, as it can cause leaf drop and leaf curl.
- For best results, northern growers may want to order first shipments in mid-spring when temperatures and light levels rise. Cold and wet conditions can double crop time.
- In growing group CB (see page 163).

**Notes:** For all sizes of containers, pinch the liner 1-2 weeks after transplant; for containers larger than 6" and for hanging baskets, trim around the edge of the container as needed prior to spacing or hanging of the baskets. PGRs should not be needed. Winter flowering occurs in Sunbelt states. Luscious Marmalade and Luscious Bananarama may require a second pinch for shaping.

Luscious Grape is a true trailing variety. This may require an additional pinch to fill out 4-5" containers. Crop time will be about 2 weeks longer than others in the series and can be shortened by increasing the number of liners per container.

## AWARD WINNER – LUSCIOUS® *Lantana*

244 Awards including: Top Performer, Michigan State; Leader of the Pack, North Carolina State; Top Pick, Missouri Botanic Garden; Outstanding Rating, Disney Trials; Top Performer, University of Delaware; Best Overall Impression, Oregon State University

## Luscious Comparison Chart

Variety Name	Vigor	Habit	Height	In Combos
Bananarama™	3	Mounding	18-30"	Yes, with vigorous companions
Berry Blend™	4	Upright	18-30"	Yes, with vigorous companions
Citrus Blend™	4	Upright	18-30"	Yes, with vigorous companions
Grape	2	Trailing	10-14"	Yes, with any
Lemonade	3	Mounding	24-36"	Yes, with any
Marmalade	3	Mounding	12-18"	Yes, with vigorous companions
Pinkberry Blend™	4	Mounding	20-24"	Yes, with vigorous companions
Royale Cosmo	2	Upright Globe	12-26"	Due to habit, mix with trailing plants
Royale Piña Colada	2	Upright Globe	12-26"	Due to habit, mix with trailing plants



LUSCIOUS® Royale Piña Colada  
*Lantana camara* LAN20004 USPPAF Can4647



LUSCIOUS® Royale Cosmo  
*Lantana camara* \*\*\* USPPAF CanPBRAF



Collection  
Top Seller

LUSCIOUS® BANANARAMA™  
*Lantana camara* G12-164 USPP27377 Can5308

LUSCIOUS® Marmalade  
*Lantana camara* G12-166 USPP27378 Can5309

LUSCIOUS® PINKBERRY BLEND™  
*Lantana camara* \*\*\* USPPAF CanPBRAF



Top 50

Collection  
Top Seller

LUSCIOUS® CITRUS BLEND™  
*Lantana camara* 2003.301 USPP19706

LUSCIOUS® Lemonade  
*Lantana camara* Rotopwcm USPP19347 Can3636

LUSCIOUS® Grape  
*Lantana camara* Rotopwcm USPP19357 Can3637



# BETH'S BLUE® *Isotoma*

LANDSCAPE   12-14" Vigor: 2

This outstanding heat tolerant annual has long been popular for its unique star-shaped, blue lavender flowers and its interesting texture for containers and landscapes. Once vernalized, it puts on an airy show of blooms all season until frost.

## Growing Tips for BETH'S BLUE®

- Flowers heaviest when grown cool (45-55°F). Growing cooler will bulk up the plants and increase flower formation, however it will also increase production time. Liners must be vernalized for optimal spring production.
- Great for growing in cold greenhouses where blooming begins to peak when temperatures warm up.
- Display or sell in cool greenhouse areas or grow outside if possible. A great companion to other cool season crops.
- 150-200ppm fertilizer for optimum growth.
- In growing group AB (see page 163).

**Notes:** Pinching is not necessary. Treat with a preventative broad spectrum fungicidal drench at 1-2 weeks after transplant. Scout crops regularly (at least once a week) for disease development. Water early in the day so foliage is dry by nightfall to decrease likelihood of disease.


## AWARD WINNER – BETH'S BLUE® *Isotoma*

18 Awards including: Best Performer, Dallas Arboretum; Best of Breed, JC Raulston Arboretum



BETH'S BLUE® *Isotoma*

# CHABLIS *Lamium maculatum*

LANDSCAPE    8-12" Zones 4-8  Vigor: 3

Easily adaptable for containers and landscapes, these versatile plants thrive in sun and shade. Their cool silver foliage complements the pretty pink and purple blossoms that dot the trailing stems.

## Growing Tips for CHABLIS

- Can be produced under high or low light levels.
- 150-200 ppm fertilizer for optimal growth.
- Leaf purpling can occur when grown in low-fertility situations or cold temperatures.
- Very tolerant of cool temperatures; can be moved outdoors once temps are above 28° F (-2° C).
- All Lamiums are susceptible to Downy Mildew, scout crops regularly.
- In growing group AC (see page 163).

**Notes:** Winter flowering occurs in Sunbelt states. No pinching or growth regulator needed.

## AWARD WINNER – PINK CHABLIS® *Lamium*

6 Awards including: Top Pick, Dallas Arboretum; Top Performer-Perennial, Colorado State University; Knock Your Socks Off, University of Georgia; Top Performer, University Laval



PURPLE CHABLIS™  
*Lamium maculatum*



PINK CHABLIS®  
*Lamium maculatum* \*Check list\* USPP17925

# LAGUNA™ and LUCIA® *Lobelia erinus*

LANDSCAPE    6-12"  Vigor: 2

Bred to take the summer heat better than typical lobelias, these varieties are compact yet full, semi-upright plants covered in true blue, violet or white, self-cleaning blossoms. They are ideal low maintenance plants for hanging baskets, window boxes, combination containers, and landscapes.

## AWARD WINNER – LAGUNA™ *Lobelia*

18 Awards including: Best of the Best, University of Georgia; Best of Species, Penn State; Leader of the Pack, North Carolina State; Top Performer, Calgary Zoo and Botanic Garden

## AWARD WINNER – LUCIA® *Lobelia*


13 Awards including: Gold Medal, University of Illinois Master Gardeners; Top Performer, Longwood Gardens; Consumer Choice, University of Florida - Fort Lauderdale

## Growing Tips for LAGUNA™ and LUCIA®

- Preventive fungicides are recommended one week after transplanting.
- Grow cool with good air circulation once established.
- Requires high light in production and higher light and longer days to flower early.
- Needs 150-200 ppm fertilizer for optimal growth.
- In growing group BB (see page 163).

## Notes:

For all sizes of containers, pinch the liner 1-2 weeks after transplant; for containers larger than 6" and for hanging baskets, trim around the edge of the container as needed prior to spacing or hanging of the baskets. 5-10 ppm Sumagic® spray is effective, if needed.



Top 50

LAGUNA™ White  
*Lobelia erinus*™ "Loubitrawi" USPP18216 Can3030

Top 50

LAGUNA™ Sky Blue  
*Lobelia erinus*™ "Loboudis" USPP15526 Can2304

LAGUNA™ Compact Blue with Eye  
*Lobelia erinus*™ "Lobetis" USPP16112 Can1975

Top 50

LUCIA® Dark Blue  
*Lobelia erinus*™ "USLOB0901" USPP21791 Can4076

LUCIA® ULTRAVIOLET™  
*Lobelia erinus*™ \*\*\*\* USPPAF CanPBRAF



# PRINCESS and KNIGHT *Lobularia*

Our collection of vegetative, heat tolerant *Lobularia* is exceptional in terms of habit, blooms, fragrance, and vigor choices. The Princess varieties are big, showy bloomers that are well-matched with other vigorous growers, while the Knights are more restrained and so can pair well with medium-vigor plants. All form trailing mounds of fragrant blooms from spring through fall without deadheading.

### Growing Tips for PRINCESS AND KNIGHT

- Requires high light in production.
- Take care not to hang above plants that are sensitive to petal drop since *Lobularia* tends to shed.
- Grow cool for best results, but growing too cold can cause purpling of the foliage.
- Very fast and vigorous grower.
- Needs 130-150 ppm fertilizer for optimal growth.
- In growing group AC (see page 163).



**Notes:** For all sizes of containers, pinch the liner 1-2 weeks after transplant; for containers larger than 6" and for hanging baskets, trim around the edge of the container as needed prior to spacing or hanging of the baskets.

**Blushing Princess:** Color is enhanced with brighter light and cooler temperatures. Growers in low light or warm houses can expect some fading of color intensity, but plants darken quickly once outside.

If you are used to growing Snow Princess and needing PGRs to control growth, reduce your PGR level for Blushing Princess, and grow your first crops of Frosty Knight, Dark Knight, and White Knight with minimal PGRs.

**AWARD WINNERS – Princess and Knight *Lobularia***  
265 Awards including: Superior Rating, Colorado State; Excellent Rating, Boerner Botanical Garden, Milwaukee, Wisconsin; Plant of the Month, Dallas Arboretum; Outstanding Rating, Disney Trials; Top Performer, Cornell University; Excellent Performer, University Laval; Top Performer; University of Florida - Fort Lauderdale; Top Performer, Kansas State University; Top Performer, Devonian Botanic Garden; Top Performer, Cornell University



Top 50

SNOW PRINCESS®  
*Lobularia* 'INLBSUNOPR' USPP21594 Can4189  
4-8"

FROSTY KNIGHT®  
*Lobularia* 'INLBUPRIPP' USPPAF Can4909  
4-6"

DARK KNIGHT™  
*Lobularia* 'INLOBU1007' USPP26931 CanPBRAF  
4-6"

Collection  
Top Seller

BLUSHING PRINCESS®  
*Lobularia* 'INLBUBLUPR' USPP24516 Can4779  
4-8"

### Comparison Chart

Variety name	Vigor	Color	Foliage	In Combos
Snow Princess®	4	White	Dark green	Only with the most vigorous companion plants
Blushing Princess®	4	White-lavender	Medium green	With vigorous companion plants
Frosty Knight®	3	White	Variegated cream and green	With moderately vigorous companion plants, Frosty Knight plays well with others. Is a standout monoculture container.
White Knight®	3	White	Medium green	With half the vigor of Snow Princess, it is a better companion for less vigorous plants
Dark Knight™	3	Purple	Medium green	Vigor between White Knight® and Blushing Princess®, it is a better companion for less vigorous plants



WHITE KNIGHT®  
*Lobularia* 'INLBuwikni' USPP25210 Can4780  
4-6"

# GOLDDUST® *Mecardonia*



This true yellow mecardonia flowers 6 weeks earlier than others. GoldDust's blooms are significantly smaller but far more plentiful than other mecardonia. This beauty loves the heat.

### Growing Tips for GOLDDUST®

- Requires high light in production.
- 150-200 ppm fertilizer for optimal growth.
- Proper water management is critical.
- In growing group CB (see page 163).

**Notes:** No pinch necessary. For hanging baskets and containers larger than 6", trim around container edge just prior to hanging.

**AWARD WINNER – GOLDDUST® *Mecardonia***  
54 Awards including: Excellent Rating, Disney Trials; Top Performer, University of Wisconsin; Gardener's Choice, University of Florida; Top Performer, The Oregon Garden; Top Performer, Cornell University



GOLDDUST® *Mecardonia* 'USMeca8205' USPP22871 Can4383